

01

0134

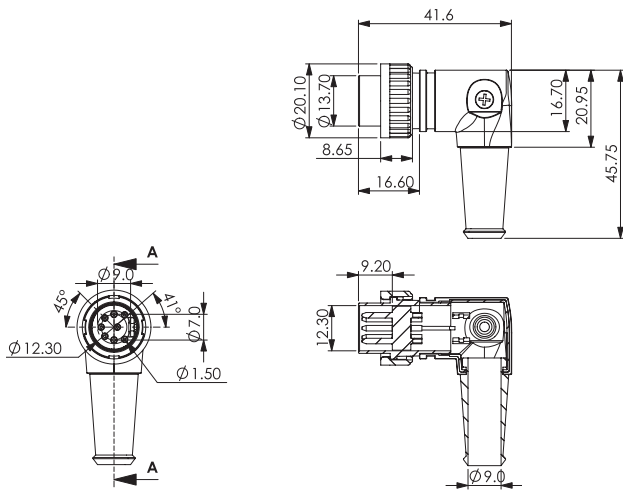
DIN circular connectors



DIN plug, angular version, shielded, with bayonet lock, metal housing, bend protection and solder terminals

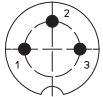
01

0134

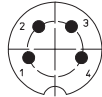


Pin configurations, solder side view

DIN 41524

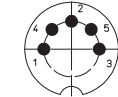


0134 03



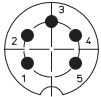
0134 04

DIN 41524



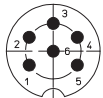
0134 05

DIN 45322



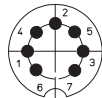
0134 05-1

DIN 45322



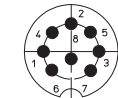
0134 06

DIN 45329



0134 07-1

DIN 45326



0134 08-1

### Environmental conditions

Temperature range -25 °C/+80 °C

### Materials

Insulating body	PA, V-0 according to UL94
Contact pin	CuZn, silver-plated
Strain relief	steel, nickel-plated
Housing	Zn alloy, nickel-plated
Bayonet nut	Zn alloy, nickel-plated
Bend protection sleeve	PVC
Screw	steel, nickel-plated



### Connectable conductors for solder area

Section	≤ AWG 19 (0.65 mm <sup>2</sup> )
Cable diameter	7,0 mm

### Electrical data (at T<sub>amb</sub> 20 °C)

Rated current	4 A
Rated voltage	100 V AC
Rated impulse voltage	250 V AC RMS/60 s
Insulation resistance	≥ 100 MΩ

### Associated products

Counterparts  
 0107  0122

01

0134

Designation	Pole Number	PU (Pieces)	MDQ (Pieces)
0134 03	3	50	150
0134 04	4	50	150
0134 05	5	50	150
0134 05-1	5	50	150
0134 07-1	7	50	150
0134 08-1	8	50	150

**Packaging:**

in individual plastic bags, in a cardboard box