

# LC1D40A3FE7

IEC contactor, TeSys D, nonreversing, 40A,  
30HP at 480VAC, 3 phase, 3 pole, 3 NO,  
115VAC 50/60Hz coil, open style





## Main

Range	TeSys
Product name	TeSys D TeSys Deca
Product or Component Type	Contacteur
Device short name	LC1D
Contacteur application	Motor control Resistive load
Utilisation category	AC-4 AC-1 AC-3 AC-3e
Poles description	3P
Power pole contact composition	3 NO
[Ue] rated operational voltage	Power circuit <= 690 V AC 25...400 Hz Power circuit <= 300 V DC
[Ie] rated operational current	60 A 140 °F (60 °C)) <= 440 V AC AC-1 power circuit 40 A 140 °F (60 °C)) <= 440 V AC AC-3 power circuit 40 A 140 °F (60 °C)) <= 440 V AC AC-3e power circuit
Motor power kW	18.5 KW 380...400 V AC 50/60 Hz AC-3) 11 KW 220...230 V AC 50/60 Hz AC-3) 22 KW 415...440 V AC 50/60 Hz AC-3) 22 KW 500 V AC 50/60 Hz AC-3) 30 KW 660...690 V AC 50/60 Hz AC-3) 9 KW 400 V AC 50/60 Hz AC-4) 18.5 KW 380...400 V AC 50/60 Hz AC-3e) 11 KW 220...230 V AC 50/60 Hz AC-3e) 22 KW 415...440 V AC 50/60 Hz AC-3e) 22 KW 500 V AC 50/60 Hz AC-3e) 30 kW 660...690 V AC 50/60 Hz AC-3e)
Motor power HP (UL / CSA)	5 Hp 230/240 V at AC 50/60 Hz for 1 phase 10 Hp 230/240 V at AC 50/60 Hz for 3 phase 30 Hp 575/600 V at AC 50/60 Hz for 3 phase 10 Hp 200/208 V at AC 50/60 Hz for 3 phase 3 Hp 115 V at AC 50/60 Hz for 1 phase 30 hp 460/480 V at AC 50/60 Hz for 3 phase
Control circuit type	AC 50/60 Hz
[Uc] control circuit voltage	115 V AC 50/60 Hz
Auxiliary contact composition	1 NO + 1 NC
[Uimp] rated impulse withstand voltage	6 kV IEC 60947
Overvoltage category	III
[Ith] conventional free air thermal current	10 A 140 °F (60 °C) signalling circuit 60 A 140 °F (60 °C) power circuit
Irms rated making capacity	140 A AC signalling circuit IEC 60947-5-1 250 A DC signalling circuit IEC 60947-5-1 800 A 440 V power circuit IEC 60947
Rated breaking capacity	800 A 440 V power circuit IEC 60947
[Icw] rated short-time withstand current	320 A 104 °F (40 °C) - 10 s power circuit 720 A 104 °F (40 °C) - 1 s power circuit 72 A 104 °F (40 °C) - 10 min power circuit 165 A 104 °F (40 °C) - 1 min power circuit 100 A - 1 s signalling circuit 120 A - 500 ms signalling circuit 140 A - 100 ms signalling circuit
Associated fuse rating	10 A gG signalling circuit IEC 60947-5-1 80 A gG <= 690 V type 1 power circuit 80 A gG <= 690 V type 2 power circuit
Average impedance	1.5 mOhm - Ith 60 A 50 Hz power circuit

[Ui] rated insulation voltage	Power circuit 600 V CSA Power circuit 600 V UL Signalling circuit 690 V IEC 60947-1 Signalling circuit 600 V CSA Signalling circuit 600 V UL Power circuit 690 V IEC 60947-4-1
Electrical durability	1.4 Mcycles 60 A AC-1 <= 440 V 1.5 Mcycles 40 A AC-3 <= 440 V 1.5 Mcycles 40 A AC-3e <= 440 V
Power dissipation per pole	2.4 W AC-3 5.4 W AC-1 2.4 W AC-3e
Front cover	With
Mounting Support	Plate Rail
Standards	CSA C22.2 No 14 EN 60947-4-1 EN 60947-5-1 IEC 60947-4-1 IEC 60947-5-1 UL 508
Product Certifications	CCC CSA GOST UL
Connections - terminals	Control circuit spring terminals 1 0.00...0.00 in <sup>2</sup> (0.75...2.5 mm <sup>2</sup> )flexible without cable end Control circuit spring terminals 2 0.00...0.00 in <sup>2</sup> (0.75...2.5 mm <sup>2</sup> )flexible without cable end Power circuit EverLink BTR screw connectors 1 0.00...0.05 in <sup>2</sup> (1...35 mm <sup>2</sup> )flexible without cable end Power circuit EverLink BTR screw connectors 2 0.00...0.04 in <sup>2</sup> (1...25 mm <sup>2</sup> )flexible without cable end Power circuit EverLink BTR screw connectors 1 0.00...0.05 in <sup>2</sup> (1...35 mm <sup>2</sup> )flexible with cable end Power circuit EverLink BTR screw connectors 2 0.00...0.04 in <sup>2</sup> (1...25 mm <sup>2</sup> )flexible with cable end Power circuit EverLink BTR screw connectors 1 0.00...0.05 in <sup>2</sup> (1...35 mm <sup>2</sup> )solid without cable end Power circuit EverLink BTR screw connectors 2 0.00...0.04 in <sup>2</sup> (1...25 mm <sup>2</sup> )solid without cable end
Tightening torque	Power circuit 70.81 lbf.in (8 N.m) EverLink BTR screw connectors 0.04...0.05 in <sup>2</sup> (25...35 mm <sup>2</sup> ) hexagonal 0.16 in (4 mm) Power circuit 44.25 lbf.in (5 N.m) EverLink BTR screw connectors 0.00...0.04 in <sup>2</sup> (0.75...25 mm <sup>2</sup> ) hexagonal 0.16 in (4 mm)
Operating time	4...19 ms opening 12...26 ms closing
Safety reliability level	B10d = 1369863 cycles contactor with nominal load EN/ISO 13849-1 B10d = 20000000 cycles contactor with mechanical load EN/ISO 13849-1
Mechanical durability	6 Mcycles
Maximum operating rate	3600 cyc/h 140 °F (60 °C)

## Complementary

Coil technology	Without built-in suppressor module
Control circuit voltage limits	0.3...0.6 Uc -40...158 °F (-40...70 °C) drop-out AC 50/60 Hz 0.8...1.1 Uc -40...140 °F (-40...60 °C) operational AC 50 Hz 0.85...1.1 Uc -40...140 °F (-40...60 °C) operational AC 60 Hz 1...1.1 Uc 140...158 °F (60...70 °C) operational AC 50/60 Hz
Inrush power in VA	140 VA 60 Hz 0.75 68 °F (20 °C)) 160 VA 50 Hz 0.75 68 °F (20 °C))
Hold-in power consumption in VA	13 VA 60 Hz 0.3 68 °F (20 °C)) 15 VA 50 Hz 0.3 68 °F (20 °C))
Heat dissipation	4...5 W 50/60 Hz
Auxiliary contacts type	Mechanically linked 1 NO + 1 NC IEC 60947-5-1 Mirror contact 1 NC IEC 60947-4-1
Signalling circuit frequency	25...400 Hz

Minimum switching current	5 mA signalling circuit
Minimum switching voltage	17 V signalling circuit
Non-overlap time	1.5 Ms on de-energisation between NC and NO contact 1.5 ms on energisation between NC and NO contact
Insulation resistance	> 10 MOhm signalling circuit

## Environment

IP degree of protection	IP20 front face IEC 60529
Climatic withstand	IACS E10 IEC 60947-1 Annex Q category D
Protective treatment	TH IEC 60068-2-30
Pollution degree	3
Ambient air temperature for operation	-40...140 °F (-40...60 °C) 140...158 °F (60...70 °C) with derating
Ambient Air Temperature for Storage	-76...176 °F (-60...80 °C)
Operating altitude	0...9842.52 ft (0...3000 m)
Fire resistance	1562 °F (850 °C) IEC 60695-2-1
Mechanical robustness	Vibrations contactor open2 Gn, 5...300 Hz Vibrations contactor closed4 Gn, 5...300 Hz Shocks contactor closed15 Gn for 11 ms Shocks contactor open10 Gn for 11 ms
Height	4.80 in (122 mm)
Width	2.17 in (55 mm)
Depth	4.72 in (120 mm)
Net Weight	1.87 lb(US) (0.85 kg)






## Ordering and shipping details

Category	22357-CTR, TESYS D, OPEN, 40-65A AC
Discount Schedule	I12
GTIN	3389118326798
Nbr. of units in pkg.	1
Package weight(Lbs)	29.98 oz (850.0 g)
Returnability	No
Country of origin	FR

## Packing Units

Unit Type of Package 1	PCE
Package 1 Height	2.36 in (6.0 cm)
Package 1 width	5.51 in (14.0 cm)
Package 1 Length	5.91 in (15.0 cm)

## Offer Sustainability

Sustainable offer status	Green Premium product
California proposition 65	WARNING: This product can expose you to chemicals including: Antimony oxide & Antimony trioxide, which is known to the State of California to cause cancer. For more information go to <a href="http://www.P65Warnings.ca.gov">www.P65Warnings.ca.gov</a>
REACH Regulation	 <a href="#">REACH Declaration</a>
REACH free of SVHC	Yes
EU RoHS Directive	Compliant  <a href="#">EU RoHS Declaration</a>
Toxic heavy metal free	Yes
Mercury free	Yes
RoHS exemption information	 Yes
China RoHS Regulation	 <a href="#">China RoHS Declaration</a>
Environmental Disclosure	 <a href="#">Product Environmental Profile</a>

---

Circularity Profile	<a href="#">End Of Life Information</a>
WEEE	The product must be disposed on European Union markets following specific waste collection and never end up in rubbish bins.

---

**Contractual warranty**

---

Warranty	18 months
----------	-----------

---