

LC1D956K7

IEC contactor, TeSys Deca, nonreversing,
95A, 60HP at 480VAC, 3 phase, 3 pole, 3 NO,
100VAC 50/60Hz coil, open style





Main

Range	TeSys
Product name	TeSys D TeSys Deca
Product or Component Type	Contacteur
Device short name	LC1D
Contacteur application	Resistive load Motor control
Utilisation category	AC-1 AC-4 AC-3 AC-3e
Poles description	3P
Power pole contact composition	3 NO
[Ue] rated operational voltage	Power circuit 1000 V AC 25...400 Hz
[Ie] rated operational current	95 A 140 °F (60 °C) ≤ 440 V AC-3 power circuit 125 A 140 °F (60 °C) ≤ 690 V AC-1 power circuit 95 A 140 °F (60 °C) ≤ 440 V AC-3e power circuit
Motor power kW	25 KW 220...230 V AC 50 Hz AC-3) 45 KW 380...400 V AC 50 Hz AC-3) 45 KW 415...440 V AC 50 Hz AC-3) 55 KW 500 V AC 50 Hz AC-3) 45 KW 660...690 V AC 50 Hz AC-3) 45 kW 1000 V AC 50 Hz AC-3)
Motor power HP (UL / CSA)	7.5 Hp 120 V at AC 60 Hz for 1 phase 15 Hp 230/240 V at AC 60 Hz for 1 phase 30 Hp 200/208 V at AC 60 Hz for 3 phase 30 Hp 230/240 V at AC 60 Hz for 3 phase 60 Hp 460/480 V at AC 60 Hz for 3 phase 60 hp 575/600 V at AC 60 Hz for 3 phase
Control circuit type	AC 50/60 Hz
[Uc] control circuit voltage	100 V AC 50/60 Hz
Auxiliary contact composition	1 NO + 1 NC
[Uimp] rated impulse withstand voltage	8 kV IEC 60947
Overvoltage category	III
[Ith] conventional free air thermal current	10 A 140 °F (60 °C) signalling circuit 125 A 140 °F (60 °C) power circuit
Irms rated making capacity	1100 A 440 V AC power circuit IEC 60947 140 A AC signalling circuit IEC 60947-5-1 250 A DC signalling circuit IEC 60947-5-1
Rated breaking capacity	1100 A 440 V power circuit IEC 60947
[Icw] rated short-time withstand current	1100 A 104 °F (40 °C) - 1 s power circuit 800 A 104 °F (40 °C) - 10 s power circuit 400 A 104 °F (40 °C) - 1 min power circuit 135 A 104 °F (40 °C) - 10 min power circuit 140 A - 100 ms signalling circuit 120 A - 500 ms signalling circuit 100 A - 1 s signalling circuit
Associated fuse rating	10 A gG signalling circuit IEC 60947-5-1 200 A gG ≤ 690 V type 1 power circuit 160 A gG ≤ 690 V type 2 power circuit
Average impedance	0.8 mOhm - Ith 125 A 50 Hz power circuit
[Ui] rated insulation voltage	Power circuit 1000 V IEC 60947-4-1 Power circuit 600 V CSA Power circuit 600 V UL Signalling circuit 690 V IEC 60947-1 Signalling circuit 600 V CSA Signalling circuit 600 V UL

Electrical durability	1.2 Mcycles 95 A AC-3 1.3 Mcycles 125 A AC-1 1.2 Mcycles 95 A AC-3e
Power dissipation per pole	12.5 W AC-1 7.2 W AC-3 7.2 W AC-3e
Front cover	With
Mounting Support	Rail Plate
Standards	EN/IEC 60947-1 EN/IEC 60947-4-1 EN/IEC 60947-5-1 UL 60947-4-1 UL 60947-5-1 CSA C22.2 No 60947-4-1 CSA C22.2 No 60947-5-1 GB/T 14048.4
Product Certifications	IECEE CB Scheme UL CSA CCC EAC LROS (Lloyds register of shipping) RINA BV DNV-GL
Connections - terminals	Control circuit lugs-ring terminals 0.31 in (8 mm) Power circuit bars 1 3 x 16 mm Power circuit lugs-ring terminals 0.67 in (17 mm)
Tightening torque	Control circuit 10.62 lbf.in (1.2 N.m) lugs-ring terminals flat Ø 6 mm M3.5 Control circuit 10.62 lbf.in (1.2 N.m) lugs-ring terminals Philips No 2 M3.5 Power circuit 106.21 lbf.in (12 N.m) lugs-ring terminals flat Ø 8 mm M6 Power circuit 106.21 lbf.in (12 N.m) lugs-ring terminals hexagonal 0.39 in (10 mm) M6 Power circuit 106.21 lbf.in (12 N.m) bars flat Ø 8 mm M6 Power circuit 106.21 lbf.in (12 N.m) bars hexagonal 0.39 in (10 mm) M6 Control circuit 10.62 lbf.in (1.2 N.m) screw clamp terminals pozidriv No 2 M3.5
Operating time	20...35 ms closing 6...20 ms opening
Safety reliability level	B10d = 1.3 Mcycles contactor with nominal load EN/ISO 13849-1 B10d = 20 Mcycles contactor with mechanical load EN/ISO 13849-1
Mechanical durability	4 Mcycles
Maximum operating rate	3600 cyc/h 140 °F (60 °C)

Complementary

Coil technology	Without built-in suppressor module
Control circuit voltage limits	0.8...1.1 Uc -40...131 °F (-40...55 °C) operational AC 50 Hz 0.85...1.1 Uc -40...131 °F (-40...55 °C) operational AC 60 Hz 0.3...0.6 Uc -40...158 °F (-40...70 °C) drop-out AC 50/60 Hz 1...1.1 Uc 131...158 °F (55...70 °C) operational AC 50/60 Hz
Inrush power in VA	245 VA 60 Hz 0.75 68 °F (20 °C) 245 VA 50 Hz 0.75 68 °F (20 °C)
Hold-in power consumption in VA	26 VA 60 Hz 0.3 68 °F (20 °C) 26 VA 50 Hz 0.3 68 °F (20 °C)
Heat dissipation	6...10 W 50/60 Hz
Auxiliary contacts type	Mechanically linked 1 NO + 1 NC IEC 60947-5-1 Mirror contact 1 NC IEC 60947-4-1
Signalling circuit frequency	25...400 Hz
Minimum switching current	5 mA signalling circuit
Minimum switching voltage	17 V signalling circuit

Non-overlap time	1.5 Ms on de-energisation between NC and NO contact 1.5 ms on energisation between NC and NO contact
Insulation resistance	> 10 MOhm signalling circuit

Environment

IP degree of protection	IP20 front face IEC 60529
Climatic withstand	IACS E10
Protective treatment	TH IEC 60068-2-30
Pollution degree	3
Ambient air temperature for operation	-40...140 °F (-40...60 °C) 140...158 °F (60...70 °C) with derating
Ambient Air Temperature for Storage	-76...176 °F (-60...80 °C)
Operating altitude	0...9842.52 ft (0...3000 m)
Fire resistance	1562 °F (850 °C) IEC 60695-2-1
Mechanical robustness	Vibrations contactor open2 Gn, 5...300 Hz Shocks contactor open8 Gn for 11 ms Vibrations contactor closed3 Gn, 5...300 Hz Shocks contactor closed10 Gn for 11 ms
Height	5.00 in (127 mm)
Width	3.35 in (85 mm)
Depth	5.12 in (130 mm)
Net Weight	3.55 lb(US) (1.61 kg)






Ordering and shipping details

Category	22359-CTR, TESYS D, OPEN, 80-150A AC&DC
Discount Schedule	I12
GTIN	3389110298345
Nbr. of units in pkg.	1
Package weight(Lbs)	3.53 lb(US) (1.6 kg)
Returnability	No
Country of origin	CZ

Packing Units

Unit Type of Package 1	PCE
Package 1 Height	6.10 in (15.5 cm)
Package 1 width	3.74 in (9.5 cm)
Package 1 Length	5.31 in (13.5 cm)

Offer Sustainability

Sustainable offer status	Green Premium product
California proposition 65	WARNING: Cancer - www.P65Warnings.ca.gov
REACH Regulation	 REACH Declaration
REACH free of SVHC	Yes
EU RoHS Directive	Compliant  EU RoHS Declaration
Toxic heavy metal free	Yes
Mercury free	Yes
RoHS exemption information	 Yes
China RoHS Regulation	 China RoHS Declaration
Environmental Disclosure	 Product Environmental Profile
WEEE	The product must be disposed on European Union markets following specific waste collection and never end up in rubbish bins.
PVC free	Yes

Contractual warranty

Warranty	18 months
----------	-----------