



10.4" – 21.5" Fanless Panel PC With Intel® Pentium™ N4200 Processor



- High-Resolution Capacitive Touch Screen
- Multiple Memory and Storage Options Available
- Windows® 10 IoT 2019 Operating System
- Optional Wi-Fi Upgrade
- Panel or VESA mount
- Integrate with Indusoft Web Studio®

System	CPU	Intel® Pentium™ Apollo Lake™ N4200 Quad-Core™ 1.1GHz CPU			
	System Memory Options	1 x DDR3-L 204-pin SO-DIMM RAM (4, 8 GB)			
I/O Ports	USB	2 x USB 2.0 type A 4 x USB 3.0 type A			
	Serial	1 x RS-232/422/485 DE-9P, COM1 (default RS-232) 2 x RS-232 DE-9P, COM2/COM3			
	Audio	1 x 3.5 mm Line-out			
	LAN	2 x GbE RJ-45			
	Power	DC power input jack, thumbscrew secured.			
	Power Switch	1 x Momentary Pushbutton with Integrated LED			
	External Display Connector	1 x HDMI® 1.4a			
Storage	Solid State Drive Options*	1 x 2.5" SATA 2, MLC (32, 64, 128, 256, 512 GB SSD)			
	SD Card Slot	N/A			
Expansion	Expansion Slot	Optional Wi-Fi kit (Wi-Fi card and antenna)			
Touch Screen	Type	Projected Capacitive Touch			
	Interface	USB			
Display	Display Type	10.4" TFT XGA LCD	12.1" TFT XGA LCD	15" TFT XGA LCD	15.6" Widescreen TFT FHD LCD
	Max. Resolution	1024 x 768	1024 x 768	1024 x 768	1920 x 1080
	Max. Color	16.2 M	16.2 M	16.2 M	16.2 M
	Luminance (cd/m²)	350	450	300	450
	View Angle (H°/V°)	170/170	170/170	170/160	170/170
	Contrast Ratio	1000:1	700:1	2000:1	500:1
	Backlight Lifetime (hours)	50,000+	50,000+	50,000+	50,000+
Electrical	Input Voltage	12~24 VDC	12~24 VDC	12~24 VDC	12~24 VDC
	Input Current	0.88~1.75 A	0.94~1.89 A	1.0~2.0 A	1.38~2.75 A
	Input Power	21 W	22.5 W	24 W	33 W
Mechanical	Dimension (W x H x D)	11.57 x 8.90 x 2.82" [294 x 226 x 71.6 mm]	12.48 x 9.65 x 2.82" [317 x 245 x 71.6 mm]	13.97 x 11.40 x 2.82" [354.9 x 289.5 x 71.6 mm]	15.75 x 9.84 x 2.56" [400 x 250 x 65 mm]
	Net Weight	6.83 lbs [3.1 kg]	7.28 lbs [3.3 kg]	9.70 lbs [4.4 kg]	9.70 lbs [4.4 kg]
	Panel Cutout Dimensions (W x H)	10.63 x 7.95" [270 x 202 mm]	11.54 x 8.70" [293 x 221 mm]	13.03 x 10.47" [331 x 266 mm]	14.57 x 8.90" [370 x 226 mm]
	Mounting	Panel mounting, VESA 100 x 100			
	Construction	Black Steel Chassis, Aluminum Heatsink			
	Rating	IP65 compliant front panel, NEMA 4 when panel mounted			
Environmental	Operating Temperature	32~140°F [0~60°C]			
	Storage Temperature	-22~175°F [-30~80°C]			
	Storage Humidity	10 to 90% @ 40°C, non-condensing			
	Certifications	CE / FCC Class B / RoHS			
Operating System	Microsoft Windows Options	Microsoft Windows® 10 IoT Enterprise Embedded 2019 LTSC 64-bit (EPKEA) Microsoft Windows® 10 IoT Enterprise 2019 LTSC 64-bit (PKEA)			
Notes	* Additional SSD options available; contact Maple Systems for details				
	Specifications subject to change without notice				

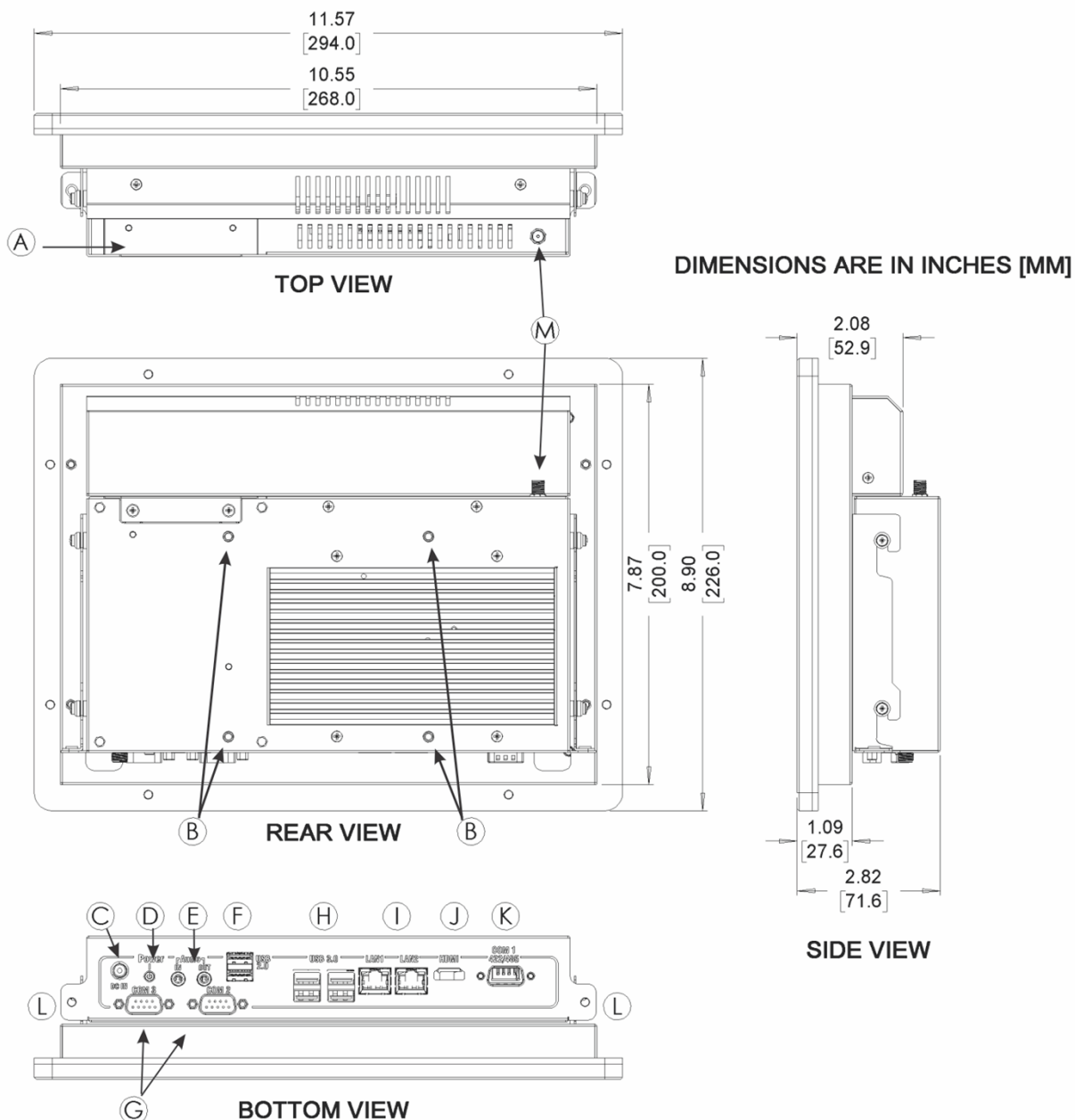
10.4" – 21.5" Fanless Panel PC With Intel Pentium N4200 Processor



- High-Resolution Capacitive Touch Screen
- Multiple Memory and Storage Options Available
- Windows® 10 IoT 2019 Operating System
- Optional Wi-Fi Upgrade
- Panel or VESA mount
- Integrate with Indusoft Web Studio®

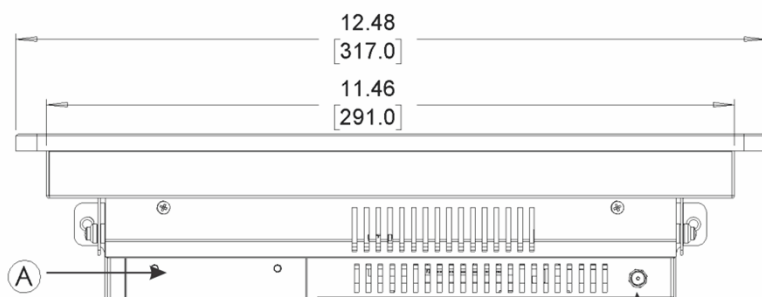
System	CPU	Intel® Pentium™ Apollo Lake™ N4200 Quad-Core™ 1.1GHz CPU		
	System Memory Options	1 x DDR3-L 204-pin SO-DIMM RAM (4, 8 GB)		
I/O Ports	USB	2 x USB 2.0 type A 4 x USB 3.0 type A		
	Serial	1 x RS-232/422/485 DE-9P, COM1 (default RS-232) 2 x RS-232 DE-9P, COM2/COM3		
	Audio	1 x 3.5 mm Line-out		
	LAN	2 x GbE RJ-45		
	Power	DC power input jack, thumbscrew secured.		
	Power Switch	1 x Momentary Pushbutton with Integrated LED		
	External Display Connector	1 x HDMI® 1.4a		
Storage	Solid State Drive Options*	1 x 2.5" SATA 2, MLC (32, 64, 128, 256, 512 GB SSD)		
	SD Card Slot	N/A		
Expansion	Expansion Slot	Optional Wi-Fi kit (Wi-Fi card and antenna)		
Touch Screen	Type	Projected Capacitive Touch		
	Interface	USB		
Display	Display Type	17" TFT SXGA LCD	19" TFT SXGA LCD	21.5" Widescreen TFT FHD LCD
	Max. Resolution	1280 x 1024	1280 x 1024	1920 x 1080
	Max. Color	16.2 M	16.2 M	16.2 M
	Luminance (cd/m²)	250	350	250
	View Angle (H°/V°)	160/160	170/160	170/160
	Contrast Ratio	1000:1	1000:1	3000:1
	Backlight Lifetime (hours)	50,000+	30,000+	50,000+
Electrical	Input Voltage	12~24 VDC	12~24 VDC	12~24 VDC
	Input Current	1.15~2.29 A	1.19~2.38 A	1.46~2.92 A
	Input Power	27.5 W	28.5 W	35 W
Mechanical	Dimension (W x H x D)	15.23 x 13.09 x 2.82" [386.9 x 332.5 x 71.6 mm]	17.44 x 14.49 x 2.65" [443 x 368 x 67.3 mm]	20.63 x 13.00 x 2.82" [524 x 330.2 x 71.6 mm]
	Net Weight	10.58 lbs [4.8 kg]	15.65 lbs [7.1 kg]	15.87 lbs [7.2 kg]
	Panel Cutout Dimensions (W x H)	14.29 x 12.17" [363 x 309 mm]	16.69 x 13.82" [424 x 351 mm]	19.69 x 12.09" [500 x 307 mm]
	Mounting	Panel mounting, VESA 100 x 100		
	Construction	Black Steel Chassis, Aluminum Heatsink		
	Rating	IP65 compliant front panel, NEMA 4 when panel mounted		
Environmental	Operating Temperature	32~140°F [0~60°C]		
	Storage Temperature	-22~175°F [-30~80°C]		
	Storage Humidity	10 to 90% @ 40°C, non-condensing		
	Certifications	CE / FCC Class B / RoHS		
Operating System	Microsoft Windows Options	Microsoft Windows® 10 IoT Enterprise Embedded 2019 LTSC 64-bit (EPKEA) Microsoft Windows® 10 IoT Enterprise 2019 LTSC 64-bit (PKEA)		
Notes	* Additional SSD options available; contact Maple Systems for details Specifications subject to change without notice			

PC1210A



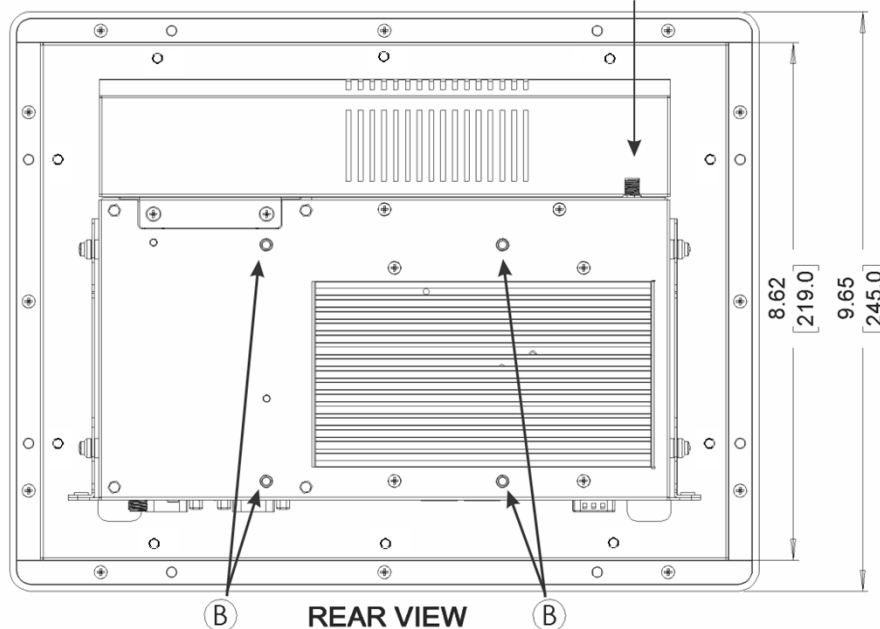
- | | |
|--|---|
| A Solid State Drive Bay | H USB 3.0 Host Ports |
| B VESA 100 x 100 mounting | I Gigabit Ethernet Ports |
| C DC Input Power Connector | J HDMI® Output |
| D Illuminated Power Button | K COM Port DE9P (RS232/RS422/RS485 Configurable) |
| E 3.5mm Audio Ports (Mic-In / Line Out) | L Thumb-Screw Mounting |
| F USB 2.0 Host Ports | M Wi-Fi Antenna Connector
(Nonfunctional unless Wi-Fi Option Purchased) |
| G COM Ports DE9P (RS232) | |

PC1212A

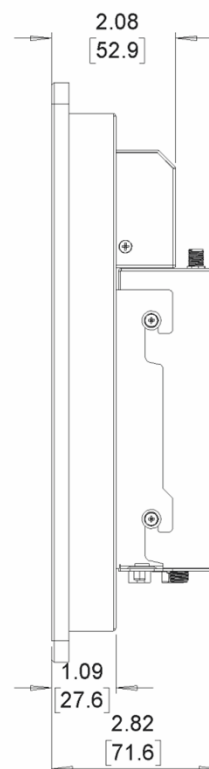


TOP VIEW

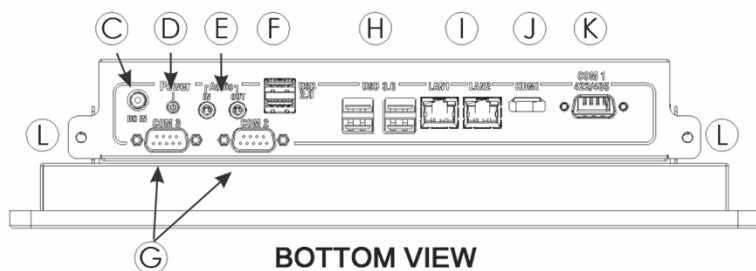
DIMENSIONS ARE IN INCHES [MM]



REAR VIEW



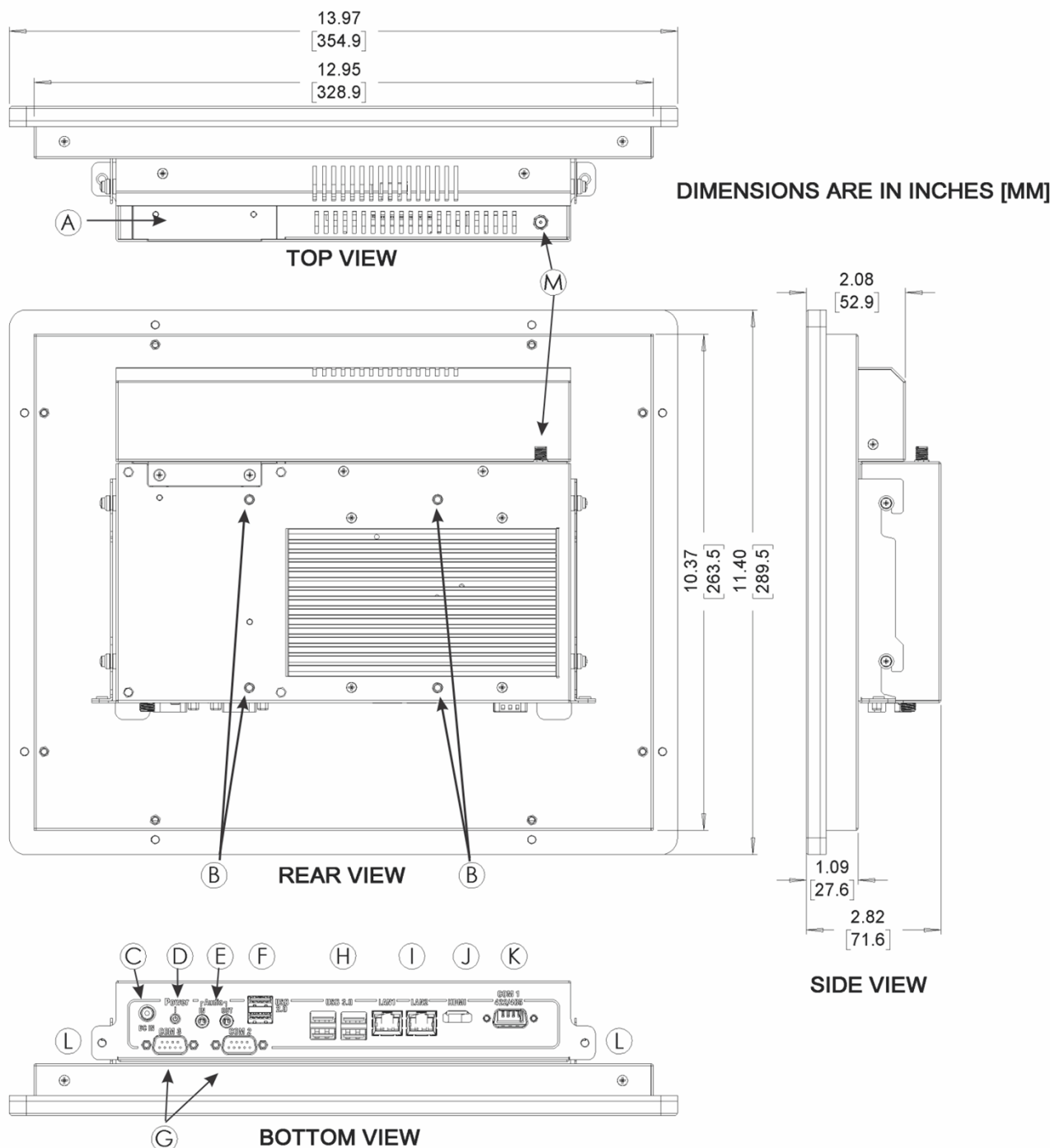
SIDE VIEW



BOTTOM VIEW

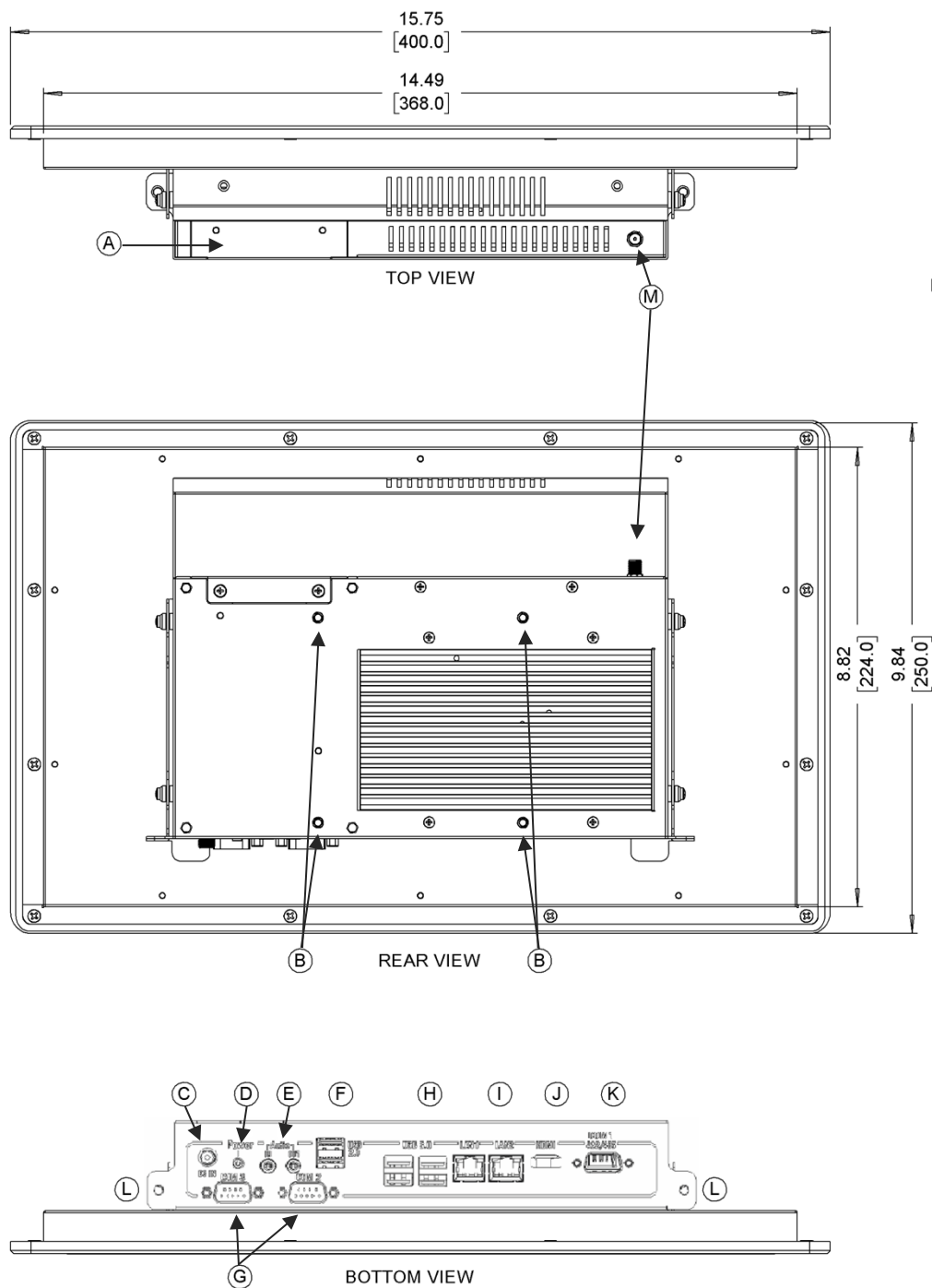
- | | |
|--|---|
| A Solid State Drive Bay | H USB 3.0 Host Ports |
| B VESA 100 x 100 mounting | I Gigabit Ethernet Ports |
| C DC Input Power Connector | J HDMI® Output |
| D Illuminated Power Button | K COM Port DE9P (RS232/RS422/RS485 Configurable) |
| E 3.5mm Audio Ports (Mic-In / Line Out) | L Thumb-Screw Mounting |
| F USB 2.0 Host Ports | M Wi-Fi Antenna Connector |
| G COM Ports DE9P (RS232) | (Nonfunctional unless Wi-Fi Option Purchased) |

PC1215A

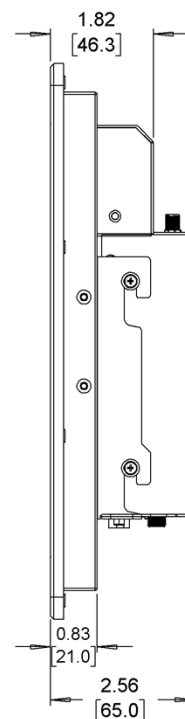


- | | |
|--|---|
| A Solid State Drive Bay | H USB 3.0 Host Ports |
| B VESA 100 x 100 mounting | I Gigabit Ethernet Ports |
| C DC Input Power Connector | J HDMI® Output |
| D Illuminated Power Button | K COM Port DE9P (RS232/RS422/RS485 Configurable) |
| E 3.5mm Audio Ports (Mic-In / Line Out) | L Thumb-Screw Mounting |
| F USB 2.0 Host Ports | M Wi-Fi Antenna Connector
(Nonfunctional unless Wi-Fi Option Purchased) |
| G COM Ports DE9P (RS232) | |

PC1216A

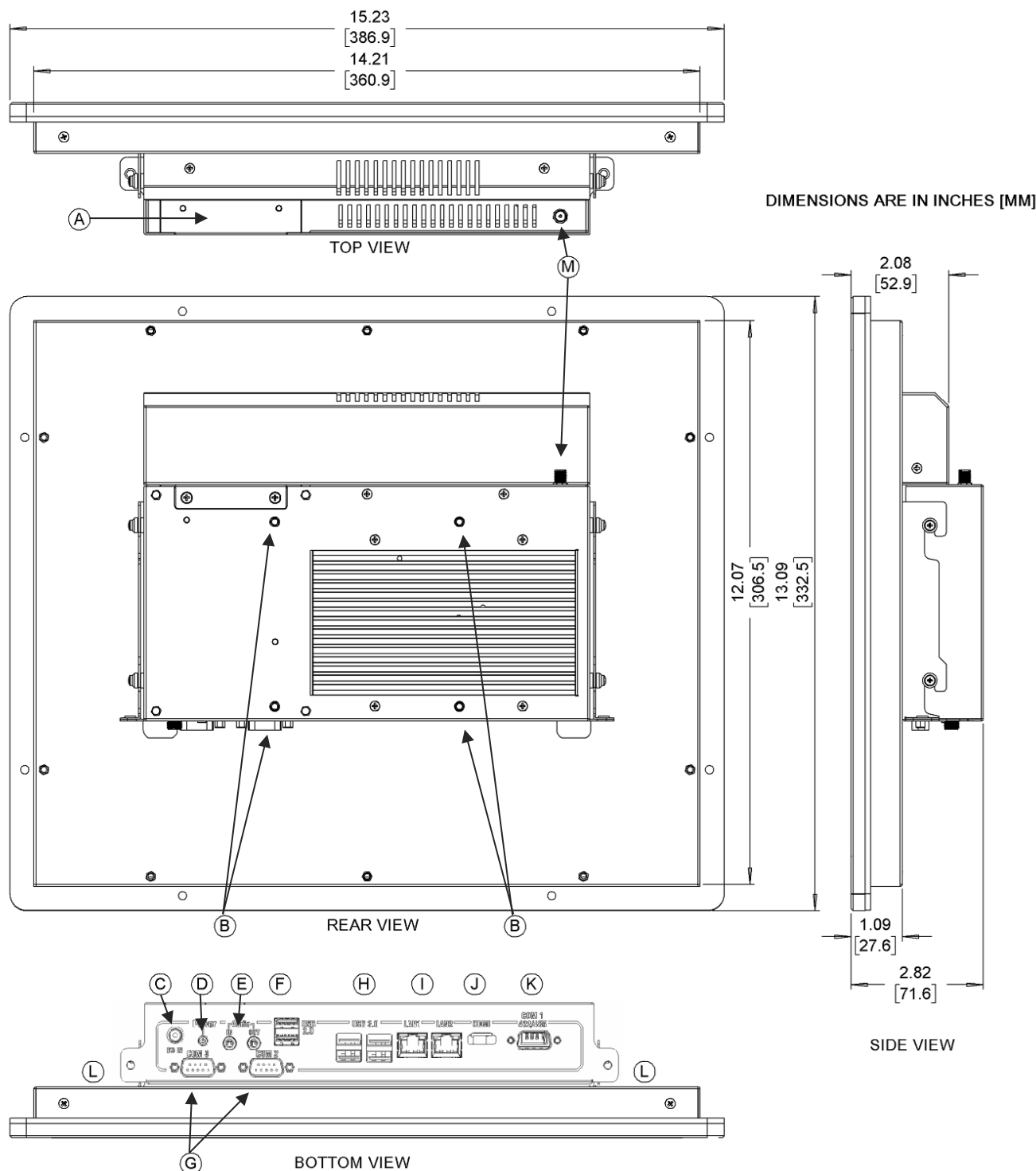


DIMENSIONS ARE IN INCHES [MM]



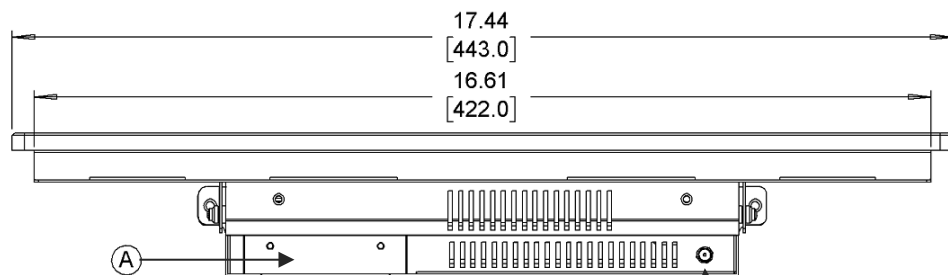
- | | |
|--|---|
| A Solid State Drive Bay | H USB 3.0 Host Ports |
| B VESA 100 x 100 mounting | I Gigabit Ethernet Ports |
| C DC Input Power Connector | J HDMI® Output |
| D Illuminated Power Button | K COM Port DE9P (RS232/RS422/RS485 Configurable) |
| E 3.5mm Audio Ports (Mic-In / Line Out) | L Thumb-Screw Mounting |
| F USB 2.0 Host Ports | M Wi-Fi Antenna Connector |
| G COM Ports DE9P (RS232) | (Nonfunctional unless Wi-Fi Option Purchased) |

PC1217A



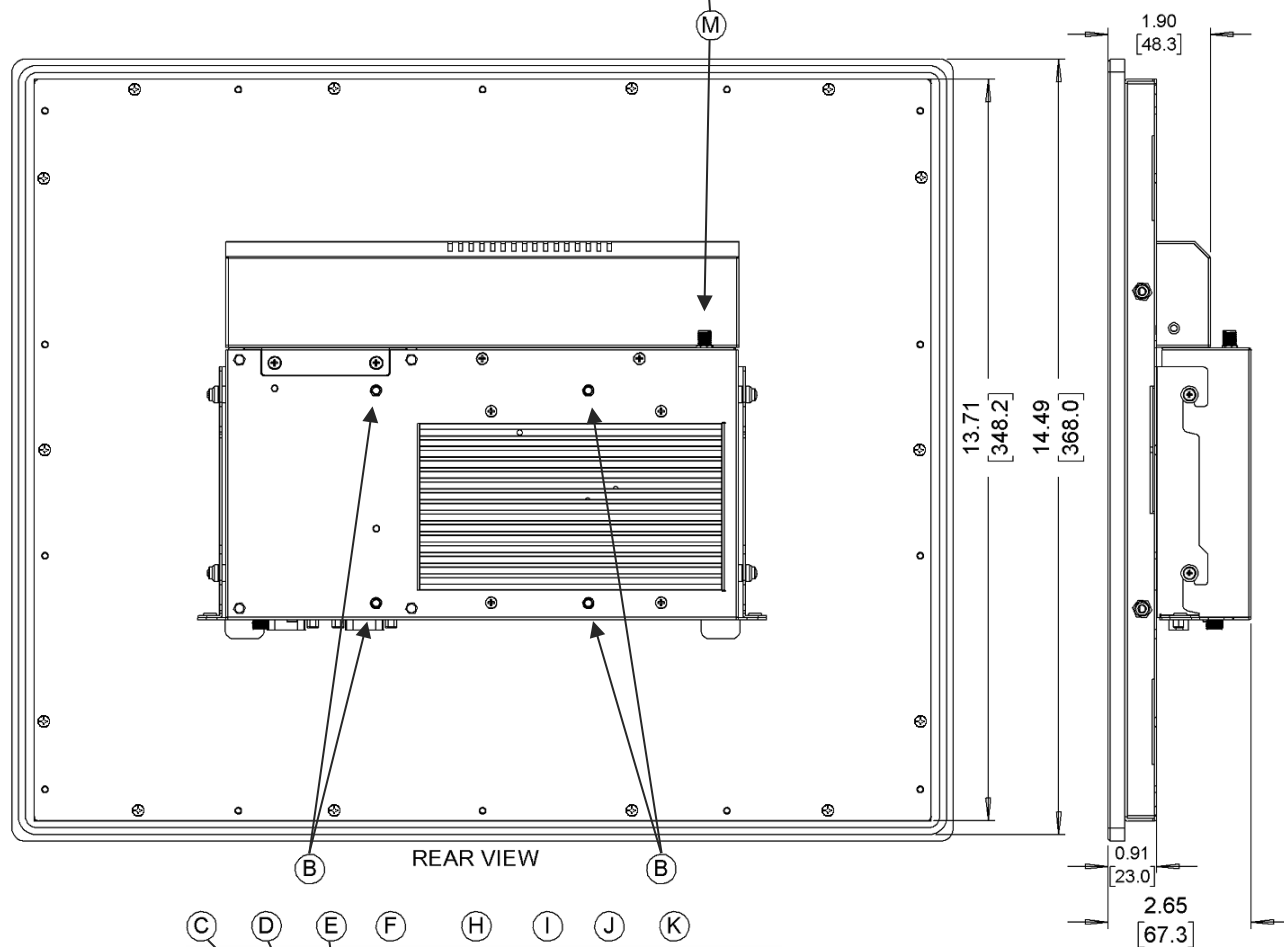
- | | |
|--|---|
| A Solid State Drive Bay | H USB 3.0 Host Ports |
| B VESA 100 x 100 mounting | I Gigabit Ethernet Ports |
| C DC Input Power Connector | J HDMI® Output |
| D Illuminated Power Button | K COM Port DE9P (RS232/RS422/RS485 Configurable) |
| E 3.5mm Audio Ports (Mic-In / Line Out) | L Thumb-Screw Mounting |
| F USB 2.0 Host Ports | M Wi-Fi Antenna Connector
(Nonfunctional unless Wi-Fi Option Purchased) |
| G COM Ports DE9P (RS232) | |

PC1219A



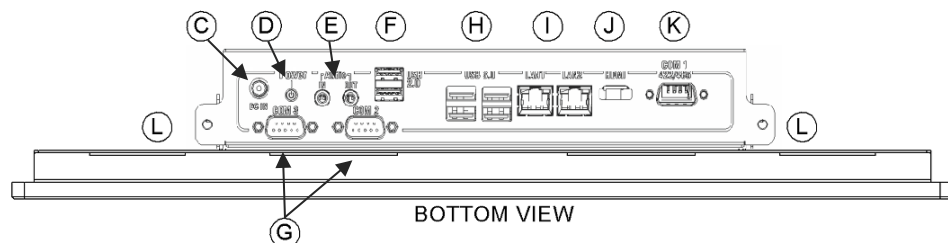
TOP VIEW

DIMENSIONS ARE IN INCHES [MM]



REAR VIEW

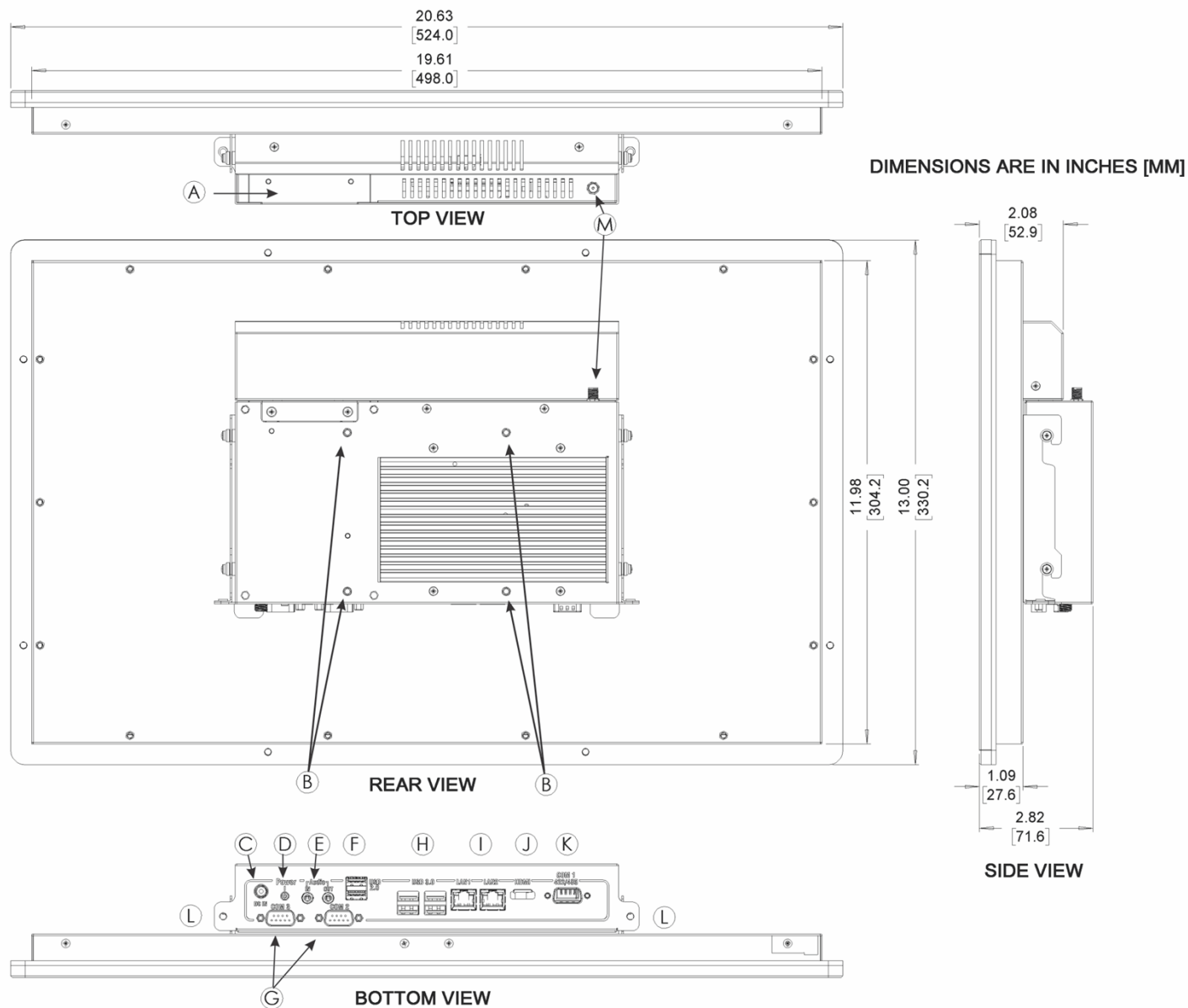
SIDE VIEW



BOTTOM VIEW

- | | |
|--|---|
| A Solid State Drive Bay | H USB 3.0 Host Ports |
| B VESA 100 x 100 mounting | I Gigabit Ethernet Ports |
| C DC Input Power Connector | J HDMI® Output |
| D Illuminated Power Button | K COM Port DE9P (RS232/RS422/RS485 Configurable) |
| E 3.5mm Audio Ports (Mic-In / Line Out) | L Thumb-Screw Mounting |
| F USB 2.0 Host Ports | M Wi-Fi Antenna Connector
(Nonfunctional unless Wi-Fi Option Purchased) |
| G COM Ports DE9P (RS232) | |

PC1221A



- | | |
|--|---|
| A Solid State Drive Bay | H USB 3.0 Host Ports |
| B VESA 100 x 100 mounting | I Gigabit Ethernet Ports |
| C DC Input Power Connector | J HDMI® Output |
| D Illuminated Power Button | K COM Port DE9P (RS232/RS422/RS485 Configurable) |
| E 3.5mm Audio Ports (Mic-In / Line Out) | L Thumb-Screw Mounting |
| F USB 2.0 Host Ports | M Wi-Fi Antenna Connector
(Nonfunctional unless Wi-Fi Option Purchased) |
| G COM Ports DE9P (RS232) | |