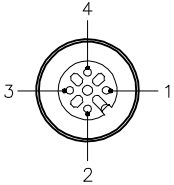
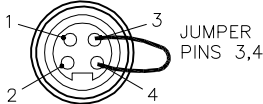

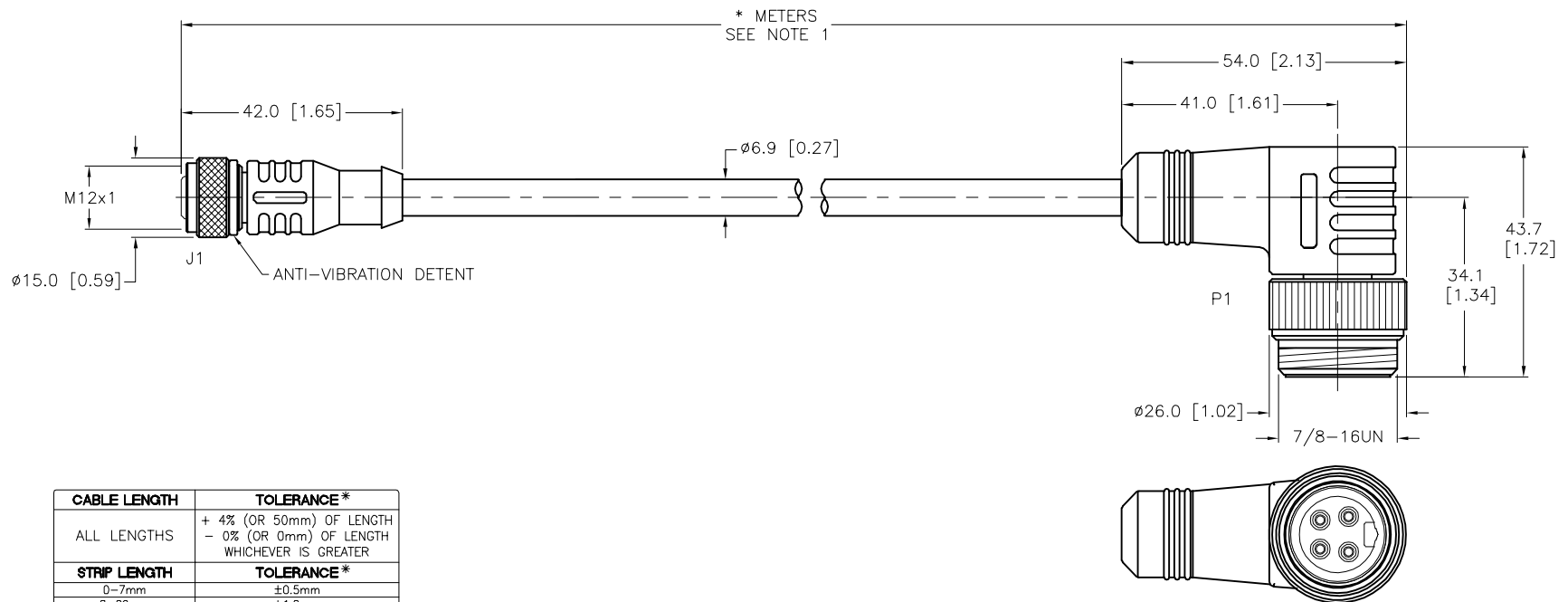


FEMALE END VIEW	MALE END VIEW	WIRING DIAGRAM	SPECIFICATIONS	
 <p>1 = BROWN 2 = N/C 3 = BLUE 4 = BLACK</p>	 <p>1 = BROWN 2 = BLACK 3 = BLUE 4 = JUMPER TO PIN 3</p>		CONTACT CARRIER MATERIAL	NYLON OR TPU
			MOLDED HEAD MATERIAL/COLOR	TPU/YELLOW
			CONTACT MATERIAL/PLATING	BRASS/GOLD
			COUPLING NUT MATERIAL/PLATING	BRASS/NICKEL
			RATED CURRENT [A]	4.0 A
			RATED VOLTAGE [V]	250 V
			OUTER CABLE JACKET MATERIAL/COLOR	TPE/YELLOW
			CONDUCTOR INSULATION MATERIAL	PVC
			NUMBER OF CONDUCTORS [AWG]	4x18 AWG
			TEMPERATURE RANGE	-40°C to +105°C (-40°F to +221°F)
			PROTECTION CLASS	MEETS NEMA 1,3,4,6P AND IEC IP67



CABLE LENGTH	TOLERANCE*
ALL LENGTHS	+ 4% (OR 50mm) OF LENGTH - 0% (OR 0mm) OF LENGTH WHICHEVER IS GREATER
STRIP LENGTH	TOLERANCE*
0-7mm	±0.5mm
8-29mm	±1.0mm
30-49mm	±2.0mm
50-69mm	±3.0mm
70-100mm	±4.0mm
OVER 100mm	±5.0mm

*UNLESS OTHERWISE SPECIFIED

NOTES:

1. "*" INDICATES CABLE LENGTH IN METERS. CONTACT TURCK TO ORDER SPECIFIC LENGTHS.
2. "/S1134" DESIGNATES CUSTOM WIRING.
3. "/S3060" DESIGNATES WELDLIFE CABLE WITH ITC/PLTC RATING AND CSA FT4 FLAME RATING.

SOURCE DRAWING - FOR REFERENCE ONLY

RELATED DOCUMENTS				3RD ANGLE PROJECTION		THIS DRAWING IS CONFIDENTIAL AND THE PROPERTY OF TURCK INC. USE OF THIS DOCUMENT WITHOUT WRITTEN PERMISSION IS PROHIBITED.		3000 CAMPUS DRIVE MINNEAPOLIS, MN 55441 1-800-544-7769 (763) 553-7300 (763) 553-0708 fax www.turck.us	
1. 2. 3. 4.				ALL DIMENSIONS DISPLAYED ON THIS DRAWING ARE FOR REFERENCE ONLY		DRFT KMY DATE 06/18/13		DESCRIPTION RKC 4.4T-*--WSM 40/S1134/S3060	
MATERIAL SEE SPECIFICATIONS				UNIT OF MEASUREMENT MILLIMETER [INCH]		APVD SCALE 1=1.3		IDENTIFICATION NO.	
FINISH SEE SPECIFICATIONS				CONTACT TURCK FOR MORE INFORMATION		DO NOT SCALE THIS DRAWING		REV A	
A DRAWING RELEASE				KMY 06/27/13		FILE: 777031951		SHEET 1 OF 1	
REV DESCRIPTION				BY DATE ECO NO.					