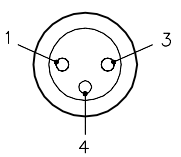

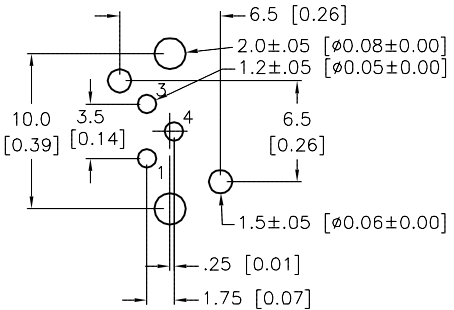


FEMALE END VIEW



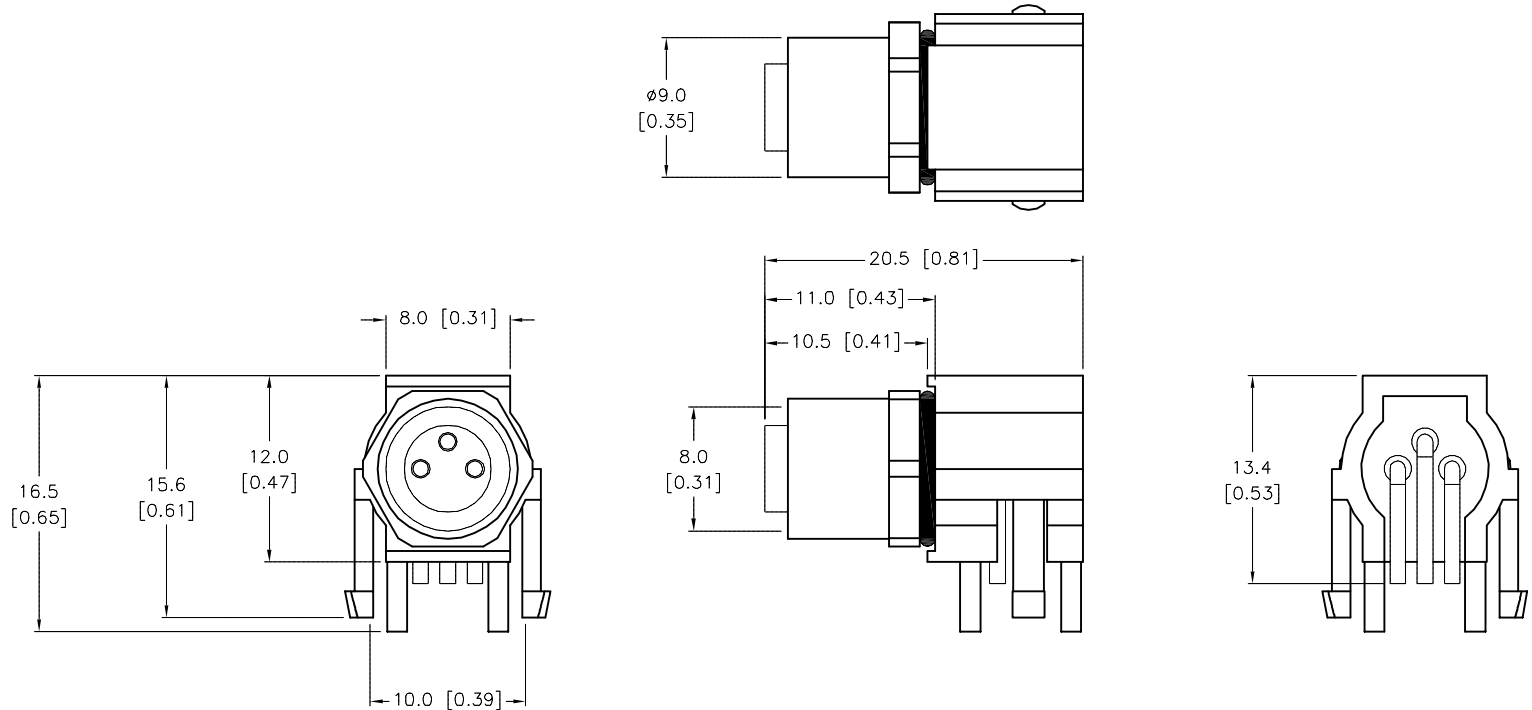


PCB LAYOUT



SPECIFICATIONS

CONTACT CARRIER MATERIAL/COLOR	NYLON/BLACK
CONTACT MATERIAL/PLATING	BRASS/GOLD
HOUSING AND NUT MATERIAL/PLATING	BRASS/NICKEL
RATED CURRENT [A]	4.0 A
RATED VOLTAGE [V]	60 V
TEMPERATURE RANGE	-25°C to +85°C (-13°F to +185°F)
PROTECTION CLASS	MEETS IEC IP67



SOURCE DRAWING - FOR REFERENCE ONLY

NOTES:
1. RECOMMENDED THICKNESS OF PCB 1.5mm.

RELATED DOCUMENTS	3RD ANGLE PROJECTION	THIS DRAWING IS CONFIDENTIAL AND THE PROPERTY OF TURCK INC. USE OF THIS DOCUMENT WITHOUT WRITTEN PERMISSION IS PROHIBITED.		3000 CAMPUS DRIVE MINNEAPOLIS, MN 55441 1-800-544-7769 (763) 553-7300 (763) 553-0708 fax www.turck.us	
1.		DRFT	RWC	DATE	11/03/08
2.		APVD		SCALE	1=.5
3.	ALL DIMENSIONS DISPLAYED ON THIS DRAWING ARE FOR REFERENCE ONLY	UNIT OF MEASUREMENT		DESCRIPTION	
4.		MILLIMETER [INCH]		WMFKSH 3F-PCB	
MATERIAL	CONTACT TURCK FOR MORE INFORMATION	IDENTIFICATION NO.		REV	
SEE SPECIFICATIONS		U2-07210		B	
FINISH	DO NOT SCALE THIS DRAWING	FILE: U2-07210		SHEET 1 OF 1	
SEE SPECIFICATIONS					