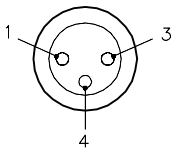


FEMALE END VIEW

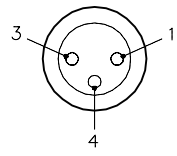
MALE END VIEW

WIRING DIAGRAM


SPECIFICATIONS



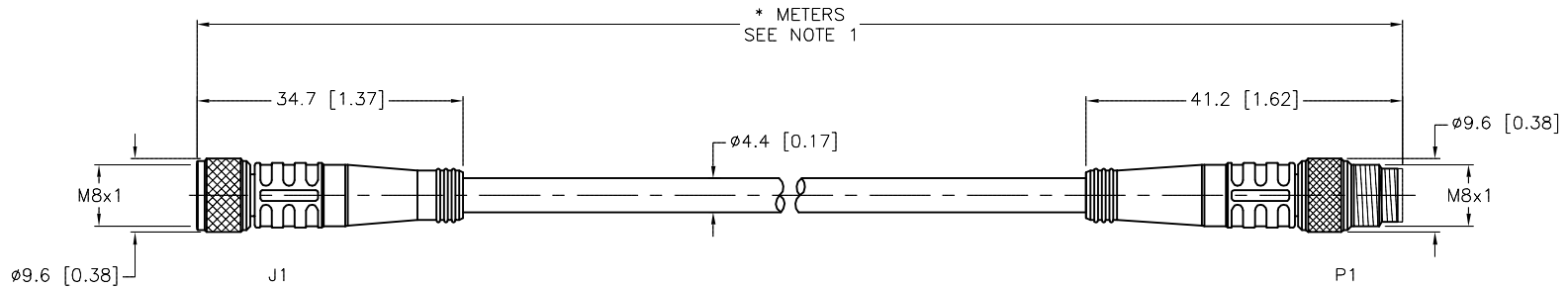
1 = BROWN
3 = BLUE
4 = BLACK



1 = BROWN
3 = BLUE
4 = BLACK



CONTACT CARRIER MATERIAL	NYLON OR TPU
MOLDED HEAD MATERIAL/COLOR	TPU/YELLOW
CONTACT MATERIAL/PLATING	BRASS/GOLD
COUPLING NUT MATERIAL/PLATING	BRASS/NICKEL
RATED CURRENT [A]	4.0 A
RATED VOLTAGE [V]	125 VAC/VDC
OUTER JACKET MATERIAL/COLOR	TPU/BLACK
CONDUCTOR INSULATION MATERIAL	POLYESTER ELASTOMER
NUMBER OF CONDUCTORS [AWG]	3x24 AWG
TEMPERATURE RATING	-40°C TO +90°C (-40°F TO +194°F)
PROTECTION CLASS	MEETS NEMA 1,3,4,6P AND IEC IP67



CABLE LENGTH	TOLERANCE*
ALL LENGTHS	+ 4% (OR 50mm) OF LENGTH - 0% (OR 0mm) OF LENGTH WHICHEVER IS GREATER
STRIP LENGTH	TOLERANCE*
0-7mm	±0.5mm
8-29mm	±1.0mm
30-49mm	±2.0mm
50-69mm	±3.0mm
70-100mm	±4.0mm
OVER 100mm	±5.0mm

*UNLESS OTHERWISE SPECIFIED

NOTES:

1. "*" INDICATES CABLE LENGTH IN METERS. CONTACT TURCK TO ORDER SPECIFIC LENGTHS.
2. "/S90" DESIGNATES THERMOPLASTIC POLYURETHANE (TPU) CABLE JACKET.
3. "/S101" DESIGNATES FLEXLIFE-20 AND C-TRACK CABLE.
4. "/SV" DESIGNATES SPECIAL PACKAGING FOR VENDING MACHINES.
5. MAX. LENGTH FOR VENDING MACHINE: 6.0 METERS.

SOURCE DRAWING - FOR REFERENCE ONLY

RELATED DOCUMENTS 1. NOTE 2. PRELIMINARY 3. SPECIFICATIONS 4.	3RD ANGLE PROJECTION 	THIS DRAWING IS CONFIDENTIAL AND THE PROPERTY OF TURCK INC. USE OF THIS DOCUMENT WITHOUT WRITTEN PERMISSION IS PROHIBITED.		3000 CAMPUS DRIVE MINNEAPOLIS, MN 55441 1-800-544-7769 (763) 553-7300 (763) 553-0708 fax www.turck.us		
	MATERIAL	ALL DIMENSIONS DISPLAYED ON THIS DRAWING ARE FOR REFERENCE ONLY	DRFT RDS	DATE 10/22/19	DESCRIPTION PKG 3M-*--PSG 3M/S90/S101/SV	
			APVD	SCALE 1=1.0		
	FINISH	CONTACT TURCK FOR MORE INFORMATION	UNIT OF MEASUREMENT MILLIMETER [INCH]		IDENTIFICATION NO.	REV P1
DO NOT SCALE THIS DRAWING		FILE: 777017020		SHEET 1 OF 1		

P1	DRAWING RELEASE PENDING	RDS	10/22/19	
REV	DESCRIPTION	BY	DATE	ECO NO.