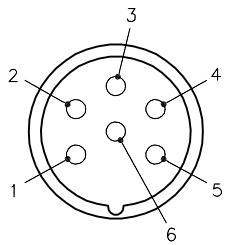
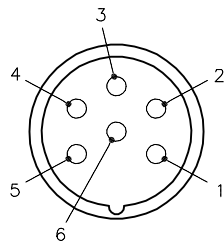


MALE END VIEW



- 1 = WHITE
- 2 = RED
- 3 = GREEN/YELLOW
- 4 = ORANGE
- 5 = BLACK
- 6 = BLUE

FEMALE END VIEW



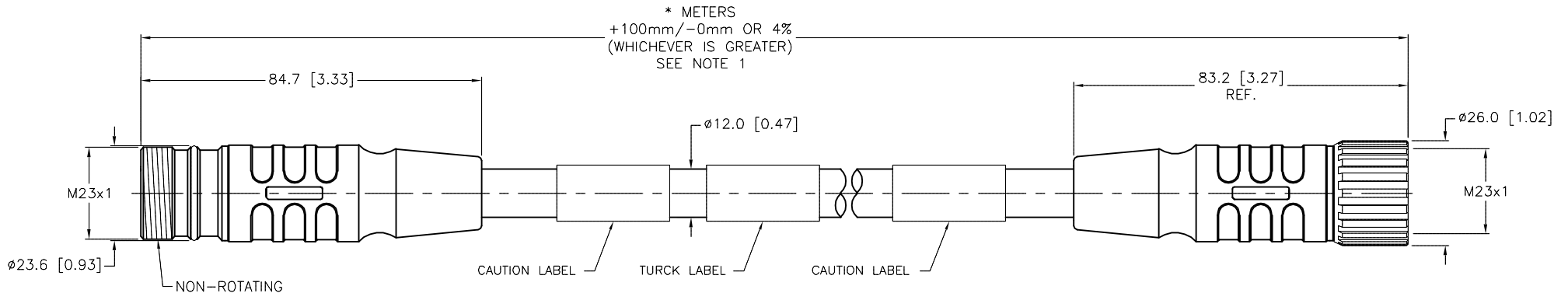
- 1 = WHITE
- 2 = RED
- 3 = GREEN/YELLOW
- 4 = ORANGE
- 5 = BLACK
- 6 = BLUE

M23 connector

M23 connector

SPECIFICATIONS

CONTACT CARRIER MATERIAL/COLOR	NYLON or PBT
MOLDED HEAD MATERIAL/COLOR	PVC/BLACK
CONTACT MATERIAL/PLATING	BRASS/GOLD
COUPLING NUT MATERIAL/PLATING	BRASS/NICKEL
MANUFACTURER RATED CURRENT [A]	20 A
UL RATED CURRENT [A]	14 A
RATED VOLTAGE [V]	300 V
OUTER CABLE JACKET MATERIAL/COLOR	PVC/YELLOW
CONDUCTOR INSULATION MATERIAL	PVC
NUMBER OF CONDUCTORS [AWG]	6x14 AWG
TEMPERATURE RANGE	-40°C to +105°C (-40°F to +221°F)
PROTECTION CLASS	MEETS IEC IP67



CAUTION:
 RISK OF ELECTRICAL SHOCK
 DO NOT DISCONNECT UNDER LOAD

SOURCE DRAWING - FOR REFERENCE ONLY

NOTES:

1. "*" INDICATES CABLE LENGTH IN METERS. CONTACT TURCK TO ORDER SPECIFIC LENGTHS.

RELATED DOCUMENTS 1. 2. 3. 4.	3RD ANGLE PROJECTION 	THIS DRAWING IS CONFIDENTIAL AND THE PROPERTY OF TURCK INC. USE OF THIS DOCUMENT WITHOUT WRITTEN PERMISSION IS PROHIBITED.		3000 CAMPUS DRIVE MINNEAPOLIS, MN 55441 1-800-544-7769 (763) 553-7300 (763) 553-0708 fax www.turck.us	
	MATERIAL SEE SPECIFICATIONS	DRFT TV APVD T.S.	DATE 01/04/16 SCALE 1=1.5	DESCRIPTION CSSM CKM 64-078-*	
FINISH SEE SPECIFICATIONS	ALL DIMENSIONS DISPLAYED ON THIS DRAWING ARE FOR REFERENCE ONLY	UNIT OF MEASUREMENT MILLIMETER [INCH]		IDENTIFICATION NO.	REV D
D UPDATED CURRENT RATING	ER 01/16/19	66623		DO NOT SCALE THIS DRAWING	
REV DESCRIPTION	BY DATE	ECO NO.		FILE: 777015459	SHEET 1 OF 1