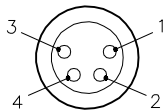


MALE END VIEW

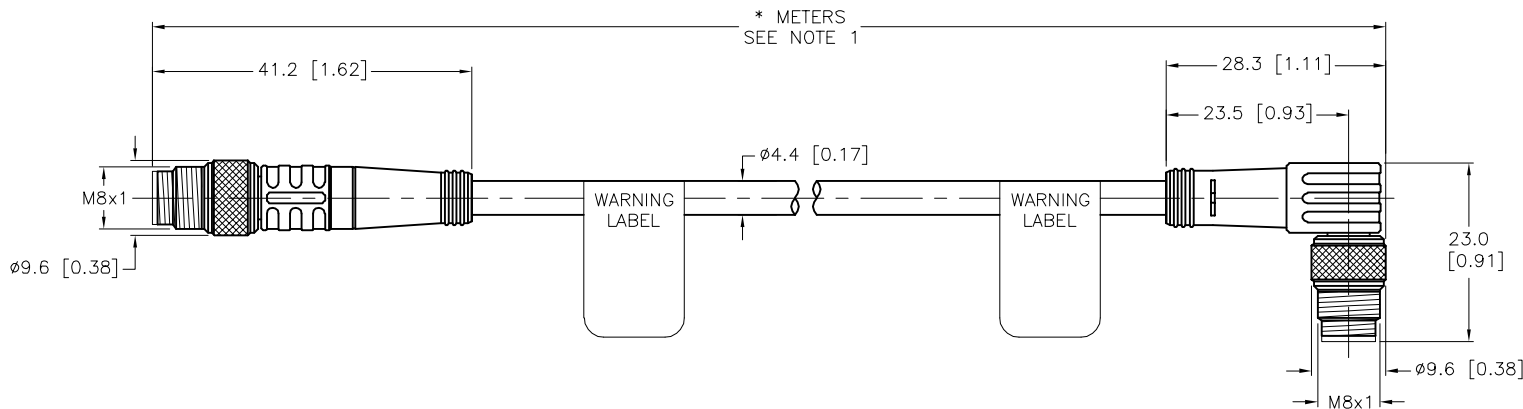


- 1 = BROWN
- 2 = WHITE
- 3 = BLUE
- 4 = BLACK

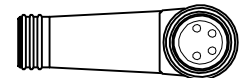


SPECIFICATIONS

CONTACT CARRIER MATERIAL	NYLON OR TPU
MOLDED HEAD MATERIAL/COLOR	TPU/YELLOW
CONTACT MATERIAL/PLATING	BRASS/GOLD
COUPLING NUT MATERIAL/PLATING	BRASS/NICKEL
RATED CURRENT [A]	2.0 A
RATED VOLTAGE [V]	125 VAC/VDC
OUTER JACKET MATERIAL/COLOR	PVC/YELLOW
CONDUCTOR INSULATION MATERIAL	PVC
NUMBER OF CONDUCTORS [AWG]	4x26 AWG
TEMPERATURE RANGE	-40°C to +105°C (-40°F to +221°F)
PROTECTION CLASS	MEETS NEMA 1,3,4,6P AND IEC IP68



WARNING:
ELECTRICAL SHOCK HAZARD
 CONNECTOR IS TO BE IN THE THE
 MATED STATE WHILE ENERGIZED
 REMOVE POWER BEFORE SERVICING.



SOURCE DRAWING - FOR REFERENCE ONLY

CABLE LENGTH	TOLERANCE*
ALL LENGTHS	+ 4% (OR 50mm) OF LENGTH - 0% (OR 0mm) OF LENGTH WHICHEVER IS GREATER
STRIP LENGTH	TOLERANCE*
0-7mm	±0.5mm
8-29mm	±1.0mm
30-49mm	±2.0mm
50-69mm	±3.0mm
70-100mm	±4.0mm
OVER 100mm	±5.0mm

* UNLESS OTHERWISE SPECIFIED

NOTES:

1. "*" INDICATES CABLE LENGTH IN METERS. CONTACT TURCK TO ORDER SPECIFIC LENGTHS.

RELATED DOCUMENTS	
1.	
2.	
3.	
4.	
MATERIAL	SEE SPECIFICATIONS
FINISH	SEE SPECIFICATIONS

3RD ANGLE PROJECTION	
ALL DIMENSIONS DISPLAYED ON THIS DRAWING ARE FOR REFERENCE ONLY	
CONTACT TURCK FOR MORE INFORMATION	

THIS DRAWING IS CONFIDENTIAL AND THE PROPERTY OF TURCK INC. USE OF THIS DOCUMENT WITHOUT WRITTEN PERMISSION IS PROHIBITED.		DRFT RDS DATE 01/16/13		DESCRIPTION
SEE SPECIFICATIONS		APVD T.S. SCALE 1=1.0		
MATERIAL		UNIT OF MEASUREMENT		IDENTIFICATION NO.
SEE SPECIFICATIONS		MILLIMETER [INCH]		
DO NOT SCALE THIS DRAWING				REV

3000 CAMPUS DRIVE
 MINNEAPOLIS, MN 55441
 1-800-544-7769
 (763) 553-7300
 (763) 553-0708 fax
 www.turck.us

DESCRIPTION			
PSG 4M-*--PSW 4M			
IDENTIFICATION NO.		REV	
C		C	
FILE: 777008452			
SHEET 1 OF 1			

C	ADD LABEL PER ECO	TV	01/25/18	63893
REV	DESCRIPTION	BY	DATE	ECO NO.