

## LED Holder with 3 mm LED



LED Holder with 3 mm LED  
1 Indicator



LED Holder with 3 mm LED  
2 Indicator



LED yellow

See below:

### Approvals and Compliances

#### Description

- PCB
- Up to 8 holders possible
- Arrangement in-line and in blocks
- Illumination with 3 mm LED
- Terminals angled or straight

#### Weblinks

[pdf data sheet](#), [html datasheet](#), [CAD-Drawings](#), [Detailed request for product](#)

#### Technical Data

##### Climatical Data

Allowable Operation Temp.	-25 to 85 °C
Storage Temperature	-55 to 100 °C

##### Soldering Data

Solderability	235 °C / 2 sec acc. to IEC 60068-2-20, Test Ta, method 1
Resistance to Soldering Heat	260 °C / 5 sec acc. to IEC 60068-2-20, Test Tb, method 1A

##### Material

Socket	Thermoplastic
LED	Technical data LED see separate table

#### Technical Data LED

	LED red	LED green	LED yellow
Let-through current DC IF max.	30 mA	30 mA	30 mA
Power Loss PV max.	100 mW	100 mW	100 mW
Forward voltage	typ. 2.0 V; max. 3.0 V	typ. 2.4 V; max. 3.0 V	typ. 2.4 V; max. 3.0 V
Luminous intensity	min. 6.3 mcd; typ. 10 mcd	min. 6.3 mcd; typ. 10 mcd	min. 6.3 mcd; typ. 12 mcd
Viewing angle	60°	60°	60°
Peak wave length	typ. 635 nm	typ. 565 nm	typ. 585 nm
Reverse voltage	typ. 15 V	typ. 15 V	typ. 15 V


#### Approvals and Compliances

Detailed information on product approvals, code requirements, usage instructions and detailed test conditions can be looked up in [Details about Approvals](#)

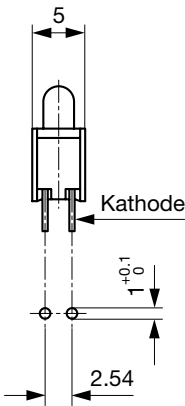
SCHURTER products are designed for use in industrial environments. They have approvals from independent testing bodies according to national and international standards. Products with specific characteristics and requirements such as required in the automotive sector according to IATF 16949, medical technology according to ISO 13485 or in the aerospace industry can be offered exclusively with customer-specific, individual agreements by SCHURTER.

#### Compliances

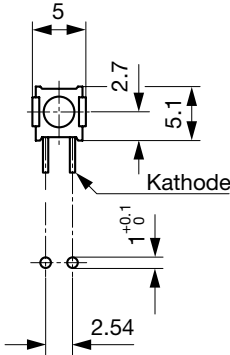
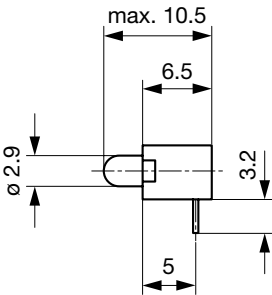
The product complies with following Guide Lines

Identification	Details	Initiator	Description
	RoHS	SCHURTER AG	Directive RoHS 2011/65/EU, Amendment (EU) 2015/863
	REACH	SCHURTER AG	On 1 June 2007, Regulation (EC) No 1907/2006 on the Registration, Evaluation, Authorization and Restriction of Chemicals 1 (abbreviated as "REACH") entered into force.

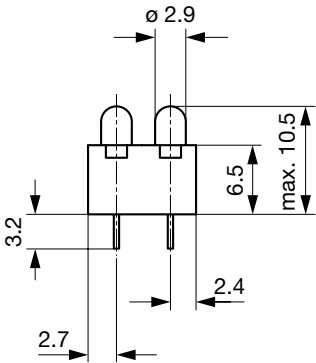
Dimension [mm]  
ASL single



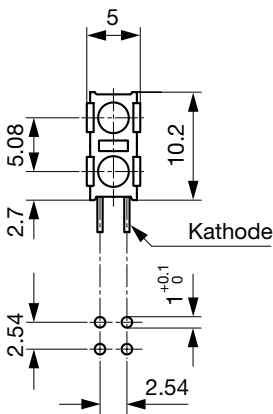
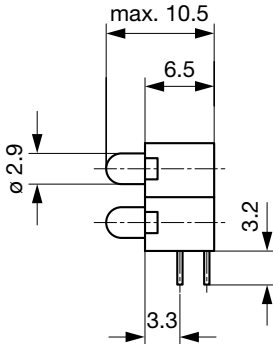
ASL single, angled



ASL double



ASL double, angled



1er- and 2er-Array

1er Array

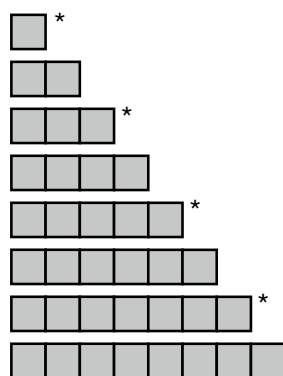
1	2	3	4	5	6	7	8
---	---	---	---	---	---	---	---

2er Array

2	4	6	8
1	3	5	7

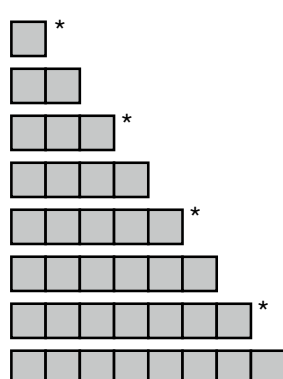
### Order number key

gerade Anschlüsse  
straight contacts



0035.9620.	<input type="checkbox"/>			
0035.9621.	<input type="checkbox"/>			
0035.9622.	<input type="checkbox"/>	<input type="checkbox"/>		
0035.9623.	<input type="checkbox"/>	<input type="checkbox"/>		
0035.9624.	<input type="checkbox"/>	<input type="checkbox"/>	<input type="checkbox"/>	
0035.9625.	<input type="checkbox"/>	<input type="checkbox"/>	<input type="checkbox"/>	
0035.9626.	<input type="checkbox"/>	<input type="checkbox"/>	<input type="checkbox"/>	<input type="checkbox"/>
0035.9627.	<input type="checkbox"/>	<input type="checkbox"/>	<input type="checkbox"/>	<input type="checkbox"/>

Anschlüsse abgewinkelt  
contacts angled 90°



0035.9640.	<input type="checkbox"/>			
0035.9641.	<input type="checkbox"/>			
0035.9642.	<input type="checkbox"/>	<input type="checkbox"/>		
0035.9643.	<input type="checkbox"/>	<input type="checkbox"/>		
0035.9644.	<input type="checkbox"/>	<input type="checkbox"/>	<input type="checkbox"/>	
0035.9645.	<input type="checkbox"/>	<input type="checkbox"/>	<input type="checkbox"/>	
0035.9646.	<input type="checkbox"/>	<input type="checkbox"/>	<input type="checkbox"/>	<input type="checkbox"/>
0035.9647.	<input type="checkbox"/>	<input type="checkbox"/>	<input type="checkbox"/>	<input type="checkbox"/>

Farbe der LED  
Colour of LED

Die Farbwahl erfolgt von links nach rechts.  
\* Bei ungerader Anzahl von LED's  
muss der letzte Index entweder  
1, 4 oder 7 lauten.

The colour is advised from  
the left to the right side.

\* If the number of LED's is uneven  
the last index must be 1, 4 or 7.

rot/rot	red/red	1	1	1	1
rot/grün	red/green	2	2	2	2
rot/gelb	red/yellow	3	3	3	3
grün/grün	green/green	4	4	4	4
grün/rot	green/red	5	5	5	5
grün/gelb	green/yellow	6	6	6	6
gelb/gelb	yellow/yellow	7	7	7	7
gelb/rot	yellow/red	8	8	8	8
gelb/grün	yellow/green	9	9	9	9

## All Variants

Terminal direction	Type	Color LED	Color LED	Color LED	Color LED	Order Number
angled	1x1 Array	green <sup>1</sup>	-	-	-	0035.9640.4
angled	1x1 Array	yellow <sup>1</sup>	-	-	-	0035.9640.7
angled	2x4 Array	green <sup>1</sup> / yellow <sup>2</sup>	green <sup>3</sup> / yellow <sup>4</sup>	green <sup>5</sup> / yellow <sup>6</sup>	green <sup>7</sup> / yellow <sup>8</sup>	0035.9678.6666

In-line: The color is advised from the left to the right side. If the number of LED's is uneven the last index must be 1, 4 or 7.

In blocks: The color is advised from the bottom to the top (from the left to the right).

 Most Popular.

Availability for all products can be searched real-time: <https://www.schurter.com/en/Stock-Check/Stock-Check-SCHURTER>

<b>Packaging unit</b>	100 pcs
-----------------------	---------