

LED G16.5

3.8G16.5/PER/927-922/CL/G/E26/WGX 1FBT20

Philips G16.5 LED Lamps offer energy saving ambience with an elegant effect. Their unique design provides light in all directions, giving lighting designers a long life alternative to standard incandescent sources.

Product data

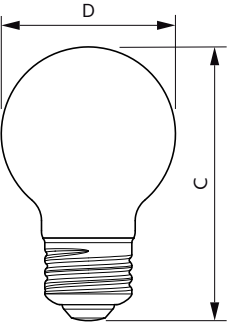
General information	
Base	E26 [Single Contact Medium Screw]
EU RoHS compliant	Yes
Nominal Lifetime (Nom)	15000 h
Switching Cycle	20000X
Light technical	
Color Code	927-922 [CCT of 2700K-2200K]
Initial lumen (Nom)	350 lm
Color Designation	Warm Glow(WG)
Correlated Color Temperature (Nom)	2700 2200 K
Luminous Efficacy (rated) (Nom)	92.00 lm/W
Color Consistency	<4
Color Rendering Index (Nom)	90
LLMF At End Of Nominal Lifetime (Nom)	70 %
Operating and electrical	
Input Frequency	50 to 60 Hz
Power (Rated) (Nom)	3.8 W
Lamp Current (Nom)	40 mA
Wattage Equivalent	40 W
Starting Time (Nom)	0.5 s
Warm Up Time to 60% Light (Nom)	0.5 s
Power Factor (Nom)	0.75

Voltage (Nom)	120 V
Temperature	
T-Case Maximum (Nom)	122 °F
Controls and dimming	
Dimmable	Yes
Mechanical and housing	
Bulb Finish	Clear
Bulb Material	Glass
Bulb Shape	G16.5 [G16.5]
Approval and application	
Energy Consumption kWh/1000 h	- kWh
Energy Certifications	Energy Star
Product data	
Order product name	3.8G16.5/PER/927-922/CL/G/E26/WGX 1FBT20
EAN/UPC - Product	046677549275
Order code	549279
Numerator - Quantity Per Pack	1
Numerator - Packs per outer box	10

LED G16.5

Material Nr. (12NC)	929002205004
Net Weight (Piece)	0.044 lb

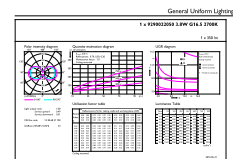
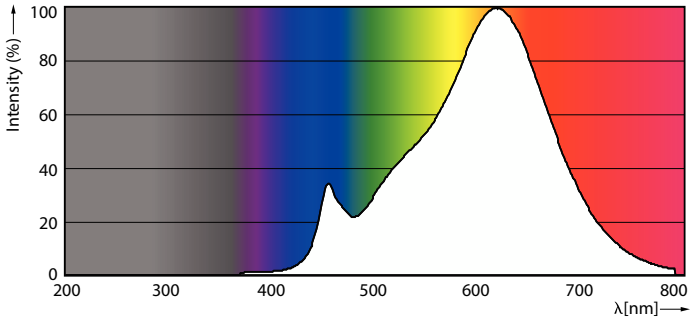
Dimensional drawing



3.8G16.5/PER/927-922/CL/G/E26/WGX 1FBT20

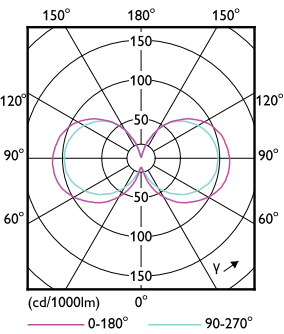
Product	D	C
3.8G16.5/PER/927-922/CL/G/E26/WGX 1FBT20	2-1/16 in	3-5/16 in

Photometric data



Spectral Power Distribution Colour

LEDbulb 40W E26 G16,5 927 CL



LEDbulb 927 CL

LED G16.5

Lifetime



Life Expectancy Diagram



Lumen Maintenance Diagram

