Catalog | September 2022

Harmony XB5 Plastic

Control and signaling units

www.se.com

Life Is On | Schneider Electric

Harmony

Discover Harmony

Advanced operator interface and industrial relays

Harmony operator interface and industrial relays enhance operational efficiency and equipment availability across industrial and building applications. **Harmony** includes intelligent connected products and edge terminals that visualize, gather and process data, enabling informed operator decisions

Explore our offer

- Harmony Push Buttons and Switches
- Harmony HMI Operator Terminals, IPC and EdgeBox
- Harmony Signaling Devices
- Harmony Electrical Relays
- Harmony Safety

Life Is On | Schneider Electric

Quick access to product information

Get technical information about your product



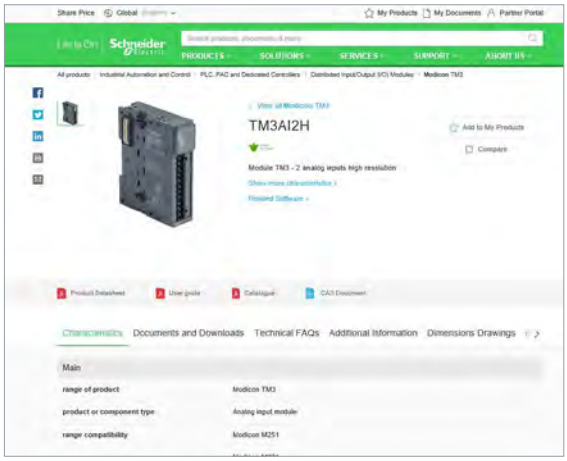

Each commercial reference presented in a catalog contains a hyperlink. Click on it to obtain the technical information of the product:

- Characteristics, Dimensions and drawings, Mounting and clearance, Connections and schemas, Performance curves
- Product image, Instruction sheet, User guide, Product certifications, End of life manual

Find your catalog

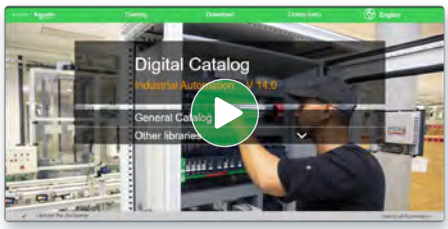

> With just 3 clicks, you can access the Industrial Automation and Control catalogs, in both English and French
> Consult digital automation catalogs at Digi-Cat Online

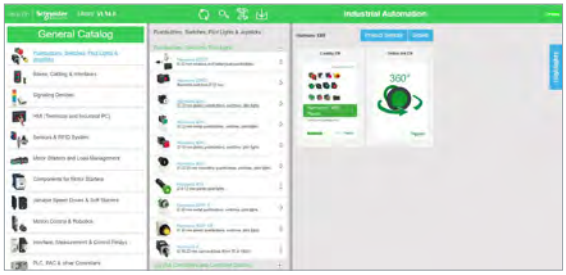

- Up-to-date catalogs
- Embedded product selectors,360° pictures
- Optimized search by commercial references

Select your training

> Find the right Training for your needs on our Global website
> Locate the training center with the selector tool, using this link

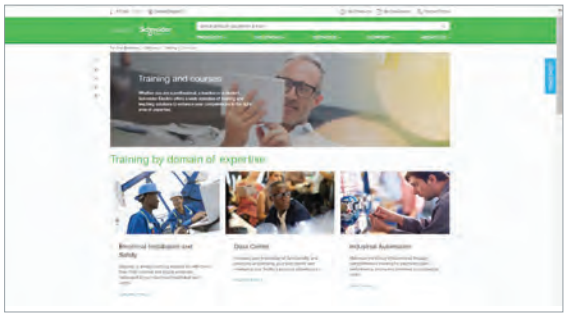

Life Is On | Schneider Electric

General contents

Harmony XB5 plastic

■ **General presentation** ..... *page 3*

■ **Presentation**

□ Presentation, installation, and environment ..... *page 12*

Selection guide ..... ***page 14***

■ **Description**

□ Complete units, XB5A ..... *page 16*

□ Sub-assemblies, ZB5A and ZB5F ..... *page 18*

■ **Installation**

□ Contact mounting - Contact sequence ..... *page 26*

■ **References for Diameter 22 mm mounting**

□ Spring return pushbuttons, unmarked and with marking ..... *page 29*

□ Illuminated pushbuttons, spring return

- With Universal LED and BA 9s base fitting ..... *page 33*

□ Multiple-headed pushbuttons, spring return ..... *page 37*

□ Mushroom head pushbuttons, spring return and latching ..... *page 39*

□ Emergency stop and Emergency switching off functions ..... *page 41*

□ Illuminated Emergency stop and Emergency switching off function ..... *page 43*

□ Emergency stop with monitoring contacts and circular yellow legends ..... *page 44*

□ Accessories for pushbuttons ..... *page 47*

□ General safe stop ..... *page 50*

□ Large head pushbuttons with integrated bellows ..... *page 51*

□ Pushbuttons and illuminated pushbuttons, push-push ..... *page 52*

□ Pushbuttons, "push-turn to release" ..... *page 53*

□ Selector switches

- With standard handle and long handle ..... *page 54*
- Key switches, knurled knob, and toggle switches ..... *page 56*
- Illuminated, with standard handle and Universal LED ..... *page 58*

□ Pilot lights

- With Universal LED and BA 9s base fitting ..... *page 60*
- 3-phase pilot light with Universal LED, push-to-test pilot light ..... *page 63*

□ Specific functions

- Manual overload reset pushbuttons, potentiometers ..... *page 64*
- Timers, hour counters, Annunciators, USB/RJ45 ports, Fuse carrier, Basic display, and Configurable display ..... *page 65*
- Joystick controllers with screw clamp terminal connections ..... *page 67*

□ Accessories

- For heads ..... *page 68*
- Legends, legend holders, legends panel, and illuminated rings ..... *page 71*

■ **References for diameter 30 mm, Flush mounted**

□ Flush mounted spring return pushbutton, unmarked and with marking ..... *page 79*

□ Flush mounted illuminated pushbutton, spring return

- With Universal LED ..... *page 82*

□ Flush mounted pushbuttons with push-push, illuminated and non-illuminated ..... *page 85*

□ Flush mounted selector switches

- With standard handle and long handle ..... *page 87*
- Key switches, and with knurled knob ..... *page 89*
- Illuminated, with standard handle and Universal LED ..... *page 91*

□ Flush mounted pilot light with Universal LED ..... *page 92*

■ **Common components and accessories**

□ Body/contact assemblies and light blocks ..... *page 101*

■ **Product reference index** ..... *page 116*

Control and signaling units

Pushbuttons, switches, and pilot lights

Life Is On | Schneider Electric

Control and signaling units

Harmony XB5 plastic
Pushbuttons, switches, and pilot lights

The Harmony XB5 range of plastic pushbuttons, switches, and pilot lights combines simplicity of installation, flexibility, and robustness to meet the majority of industrial applications. It delivers one of the most comprehensive product ranges available on the market and meets the robustness and performance requirements for the majority of industrial applications.



Complete unit for repetitive orders XB5AA31



Sub-assembly (for additional flexibility) ZB5AZ101 + ZB5AA3

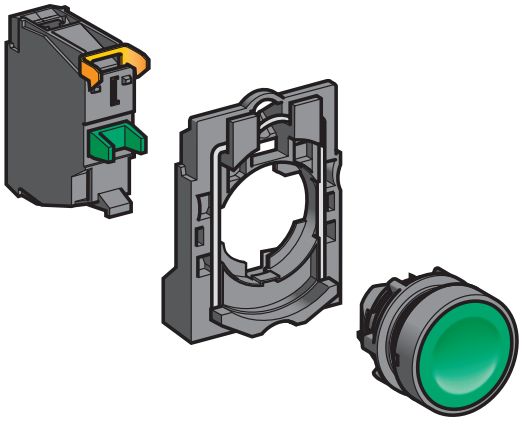

Basic elements (for optimum flexibility) ZBE101 + ZB5AZ009 + ZB5AA3

A single provider

Our team of experts understands the needs of our customers in terms of their processes and applications. The Harmony ranges are available globally wherever you need them.

A global network of partners you can rely on to support customized end-to-end solutions

The confidence of a market leader

- More than 50 years' experience designing switches, pushbuttons, and pilot lights
- A global network of partners and distributors you know and trust
- Worldwide product availability with over 17,000 points of sale in more than 100 countries

Control and signaling units

Harmony XB5 plastic
Pushbuttons, switches, and pilot lights

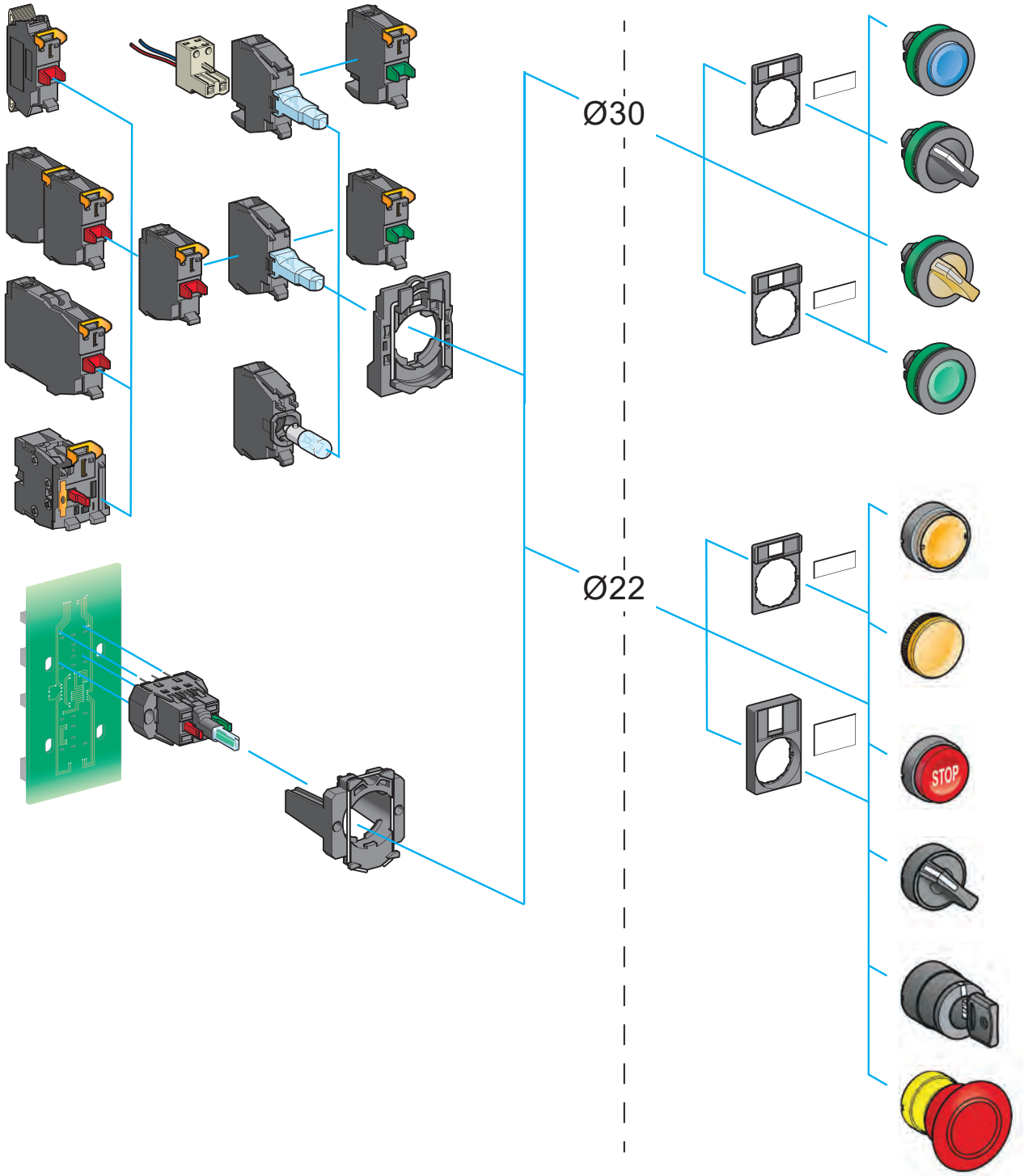

Control and signaling units

Harmony XB5 plastic
Pushbuttons, switches, and pilot lights

360° view
Click on the image for 3D view

Customized products

Modern design

Harmony delivers an innovative and ergonomic design that allows easy operation and improves the look and feel of your control panels and machines.

Improved reliability of panels, machines, and processes

> The flush-mounting solution addresses the market demands for ergonomic design and aesthetics
- Built-in flush pushbuttons
- Flush mounting kit accessories

> Pushbuttons and switches with a vibrant color pallet

A touch of style for your electrical panels

> Innovative design without compromise on cost
> Better perceived quality of your machines and panels
> A clearer view of control features

Define your own style with powerful customization abilities

> Markings on pushbutton, illuminated pushbuttons, and pilot lights caps
> Markings on the bezel for all built-in flush products
> Markings on accessories, like legend plates and legend panels

Control and signaling units

Harmony XB5 plastic
Pushbuttons, switches, and pilot lights

Emergency stop pushbutton with illuminated rings

Operational efficiency

The Harmony XB5 range offers innovative features for ease-of-use to make an operator's work simpler and more efficient.

Improved operator efficiency

- Illuminated Emergency stop pushbutton solutions that help you quickly find the E-stop button responsible for the production downtime
- Robust illuminated and non-illuminated buzzers providing water resistance up to IP66, IP67, IP69, and IP69K
- High brightness and full-surface illumination of pushbuttons and selector switches

NC monitoring contact block

Reduce safety risk and downtime machine

- Monitor the Emergency stop head connection with the NC safety monitoring contact block reduce human error during maintenance or installation of the machine
- Integrated two functions in one to keep existing cabling and avoid extra connection risk



LED rationalization while ensuring the same functionality

Universal LED block for all illuminated functions

Harmony streamline the structure of pilot lights and actuators using LED by moving from 6 colored LEDs to a universal source of luminosity.

A unique technology that leads to the best lighting solution

- Divide by 6 the stocked part numbers (for a given wiring & voltage solution)
- Astonishing intensity and contrast with enhanced color purity
- Reduce conception and installation time
- Simplified maintenance
- Avoid errors on pairing between heads and light blocks, nomenclatures are simplified

The universal light blocks are now identifiable in the catalog with the below logo as well as physically on the product with the two letters "UN".

UN
Universal
for all color heads

Control and signaling units

Harmony XB5 plastic
Pushbuttons, switches, and pilot lights

Affordable

Harmony delivers simplicity and efficiency while helping to keep your costs down.

Increasing operator's efficiency

- USB and RJ45 ports for a simple, effective way to connect a PC or USB
- Timer for simple adjustment of your machine's time settings
- 3-phase pilot lights mounted in a single 30 mm *(1.181 in.)* diameter hole
- Potentiometer with integrated resistor
- Yellow illuminated functions

Small displays in a diameter 22 mm hole for quicker mounting

USB port

RJ45 port

Timer

3-phase indicator

Complete potentiometer

Buzzer

Basic display

Mounting options for easy access to functions on the front panel

Legend panels that help simplify installation

- Holes positions are clearly identified and aligned on the legend panels
- Just stick the legend panel on your operator interface surface and punch the hole where indicated
- Save up to 75% of installation time compared with conventional hole alignment methods

Legend panel

Control and signaling units

Harmony XB5 plastic
Pushbuttons, switches, and pilot lights

Compatible with control stations and enclosures

The Harmony XB5 range is compatible with a wide range of control stations and enclosures

- XALD/K: standard/yellow plastic box for XB5
- XALG: for chemical application and/or IP69K solution
- XALF: dedicated for lift application with XB5 or XB7
- XAPA: polyster resin for outdoor or chemical application
- XAPD: standard metal grey box (RAL7035)

XALD/K



XALG

XALF

XAPA

XAPD

Product Selector

Web digital selector
Click to open the selector

Digi-Cat
Click to download Digi-Cat

Simple selection

Harmony XB5 delivers a comprehensive range of modular products that enable simple selection to help minimize your costs right from the beginning.

Digital tools help you select the right product and customize it to meet your needs

> Digi-Cat, for easy, up-to-date, access to the PDF catalogs
> Web digital selector to help you find the right reference for your application and customize your product

Easy to convert from standard to flush mounted pushbuttons

> Harmony XB5 pushbuttons offer the flexibility to convert from standard to flush mounting versions by simply changing a single letter in the product reference.

Example:

ZB5AA3

Standard mounting



ZB5FA3

Flush mounting

Control and signaling units

Harmony XB5 plastic
Pushbuttons, switches, and pilot lights

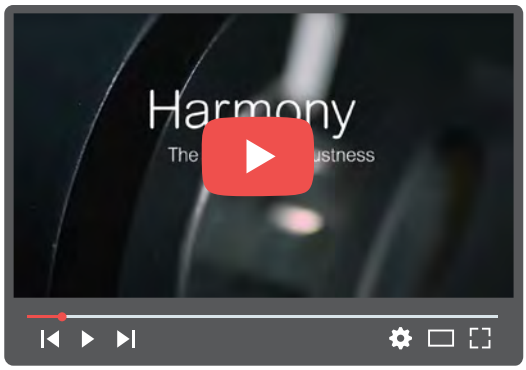

The secret of robustness
Click to open video (46 sec)

Robustness

Harmony XB5 delivers extremely robust performance even in severe environments.

Improved reliability of panels, machines, and processes

- Sealing effectiveness rated up to IP66, IP67, IP68, IP69, IP69K, and type 4X
- High impact resistance up to IK06 rating
- Operating temperature ranging from -40 to +70 °C/*-40 to +158 °F*
- Compliance with international standards (IEC, UL, CCC, EAC, JIS)
- Marine certified (BV, LROS, BDNV, GL)

IP69 Robust performance even in harsh environments

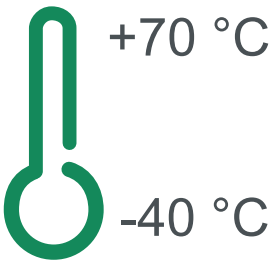

High electrical performance

- Contacts and heads designed to prevent vibration, helping to ensure secure mounting and wiring
- Choose from standard, low-load, and high-power electrical contacts

Lower maintenance

- Harmony pushbuttons are designed to perform up to 10 million operations.
- This represents more than 1,000 operations a day for 27 years

Marine environment
Click to open video (42 sec)

Adapted to your applications, segments, and operating environments

Harmony offers a unique and unrivalled depth of range delivering products adapted to your applications, segments, and operating environments.

Material working

Packaging

Pumping

Consumer packaged goods

Water & waste water

Oil & Gas

Material handling

Control and signaling units

Harmony XB5, plastic

Pushbuttons, switches, and pilot lights

Harmony XB5 range of control and signaling units for Ø 22 mm/0.866 in. mounting

Harmony XB5 flush mounted control and signaling units for Ø 30 mm/1.181 in mounting

Harmony Digital Panel meter

Presentation

The Harmony XB5 plastic range of modular control and signaling units combines simplicity of installation, flexibility, and robustness. It meets the requirements of the majority of industrial applications. These units are either complete products or separate components for customer assembly.
This range includes:

- Pushbuttons, selector/key switches, Emergency stop functions, and multiple-headed pushbuttons designed for parameter settings, adjustments, and start/stop control of machines and installations
- Pilot lights, illuminated pushbuttons, illuminated selector switches, and illuminated Emergency stop functions designed for visual signaling
- Flush mounting heads for Ø 30 mm/*1.181 in.* mounting and flush mounting kit accessories combined to offer a modern look to the control panel
- Harmony basic and configurable display offers data visualization
- Various accessories including protective covers, legends and legend holders, pushbutton caps, boots, bulbs, etc.

The pushbutton and switch control offer (illuminated and non-illuminated) is both broad and comprehensive:

- Pushbuttons, spring return with flush push, projecting push, recessed push, booted flush push, or mushroom head
- Emergency stop pushbuttons with three types of head: push-pull, turn to release, and key release
- Pilot lights and illuminated pushbuttons with universal LED and BA 9s base fitting bulbs
- Selector switches with different types of operator: standard handle, long handle, knurled knob, or key
- Choice of heads: circular, rectangular, double-head/triple-head rectangular, or toggle
- Colors of push: white, black, green, orange, blue, red, or yellow
- Connection type: screw clamp connector, faston connector, spring terminal, or for printed circuit board
- Contact blocks for general purpose or specific applications (low current, standard or high-power switching)
- Choice of heads to meet the majority of industrial needs, from the most basic pushbuttons and pilot lights, to functions meeting modern machine requirements, such as USB & RJ45 ports
- Wide choice of accessories and spare parts
- Configurable display for simple machine function
- Other specific functions: complete potentiometer, hour counters, annunciator, or joystick controllers

Innovative complementary offers are also available:

- Control and signaling units for severe applications
- Wireless and batteryless pushbuttons
- Biometric switches

Basic display: Harmony Digital Panel meter

Harmony XBH is a digital panel meter for mounting on a control panel or directly on the front of a machine. With the simple 4-digit display, it is easy to view process data from long distances. The display is easy to mount directly in a Ø 22 mm/*0.866 in.* hole and is supplied directly from the measuring loop. It has 2 digital outputs for setting a high and low limit and can be configured using the blue and red buttons on the side of the housing. An external alarm can be connected to the panel meter for providing an additional alert in the event of reaching a high or low limit threshold. Harmony XBH panel meters have an IP65 protection rating and the operating temperature can be between -20 and 60 °C/*-4 and 140 °F*.

The following settings can be adjusted using the configuration buttons:

- Minimum and maximum value of the input signal
- Number of decimals
- Number of measurements per second
- LOW limit and HIGH limit output threshold
- LOW limit and HIGH limit hysteresis and time delay
- Password protection for the configuration

Installation

Harmony XB5 products are both simple and quick to install:
- Mounting by single installer (self-maintaining head in its cut-out)
- Clip-together component system (head, body, contact blocks, and LED)
- Anti-loosening system for screw clamp terminals on contact blocks

Harmony XB5 standard mounting products are installed with or without a notch in a Ø 22 mm/*0.866 in.* hole, thanks to the self-cleavable orientation pin.

For installation of Harmony XB5 standard mounting products

For installation of Harmony XB5 flush mounting products

Harmony XB5 flush mounting products are installed without a notch in a Ø 30 mm/ *1.181 in.* hole. This gives flush mounting products the same actuating area as that of standard mounting products, offering optimized ergonomics for operators even when wearing gloves.

Flush solutions mounted in a Ø 22 mm/*0.866 in.* hole can be achieved using the Harmony XB6 range. Please refer to the Harmony XB6 catalog for details.

Environment

The performance of the Harmony XB5 range meets some of the most demanding international standards and approvals:

- Certified and approved for meeting requirements worldwide:
EN/IEC, CE marking, UL, CSA, CCC, EAC, JIS, NEMA, and marine approvals
- Protection against the ingress of solid foreign objects, dust, and water: IP66, 67, 69, 69K, type 4X
- Operating temperature range from -40 °C to +70 °C/*-40 °F to +158 °F* for outdoor applications
- High chemical robustness
- Shock protection level up to IK03
- High vibration resistance with shakeproof connection screws (periodic retightening unnecessary)

Control and signaling units

Product type	Pilot lights	Pushbuttons, selector switches, and pilot lights			Biometric switches
Description of range	■ LED pilot lights	■ Pushbuttons ■ Multiple-headed pushbuttons ■ Emergency Stop pushbuttons ■ Selector switches and key switches ■ Illuminated pushbuttons ■ Pilot lights ■ Flush mounted pushbuttons, selector switches, and pilot lights *(1)*			Fingerprint readers 24V ⎓ ■ Stand-alone biometric switches ■ Stand-alone USB biometric switches ■ USB biometric switches dedicated to Schneider HMI *(2)*
Features – Products	Monolithic, compact, low consumption	Complete units or sub-assemblies (body + head)			Monolithic
Features – Bezel	Double insulated	Double insulated *(4)*	Metal, chromium plated, or black	Double insulated	Double insulated, dark gray
Features – Shape of head	Circular	Circular, square, or rectangular	Circular	Circular or square	–
Drilling or cut-out for fixing	Ø 8 mm and Ø 12 mm/*0.315 in. and 0.472 in.*	Ø 16 mm/*0.630 in.*	Ø 22 mm/*0.866 in.* *Ø 30 mm/1.181 in.* *(for flush mounted control and signaling units)*		Ø 22 mm/*0.866 in.*
Degree of protection – Conforming to IEC 60529	IP40 IP65 with seal	IP65	IP66, IP67, IP69, and IP69K		IP65 (control button)
Degree of protection – Conforming to UL 508 and CSA C22-2 No. 14	–	Enclosure type 4, 4X, and 13			Enclosure type 12
Cabling	Tags for 2.8 x 0.5 mm/*0.110 x 0.020 in.* connectors or threaded connector	Faston connectors Solder pins for printed circuit boards *(4)* Fast connector socket *(5)*	Spring clamp terminal connections Screw clamp terminal connections Faston connectors Connector with adapter for printed circuit board		Cable or connectors
Mounting – Panel thickness	1…8 mm/ *0.039…0.315 in.*	1…6 mm/*0.039…0.236 in.*			
Type references	**XVLA**	**XB6, XB6E**	**XB4**	**XB5**	**XB5S**

(1) Flush mounted control and signaling units are available for Harmony XB4 and XB5 ranges only.
(2) Compatible with Magelis iPC, STU, OT, GXO, GT (except GT1000 series), GK, GH, and GTO models.
(3) Wireless and batteryless pushbutton and receiver ready-paired at the factory.

Wireless and batteryless pushbuttons	Pushbuttons, selector switches, and pilot lights	Joystick controllers			Pushbuttons, selector switches, and pilot lights	Cam switches
■ Wireless and batteryless pushbuttons and rope pull switch ■ Wireless receivers ■ Harmony Hub	■ Pushbuttons ■ Emergency Stop and Emergency switching off pushbuttons ■ Selector switches and key switches ■ Illuminated pushbuttons ■ Pilot lights	■ 2- or 4-direction ■ Stay put or spring return			■ Pushbuttons ■ Emergency Stop pushbuttons ■ Selector switches and key switches ■ Illuminated pushbuttons ■ Pilot lights	■ Switches ■ Stepping switches ■ Reversing and changeover switches ■ Ammeter switches ■ Voltmeter switches ■ Reversing switches ■ Star-delta and reversing star-delta switches ■ Pole change switches
Ready-to-use packs *(3)* and "components" range	Monolithic	Complete units or sub-assemblies (body + head with lever)			Complete units or sub-assemblies (body + head)	Complete units or sub-assemblies (body + front panel+ head)
Metal, chromium plated, or double insulated, black	Double insulated, dark gray (or white for pilot lights)	Metal, chromium plated		Double insulated, black	Metal, chromium plated, or double insulated, black	
Transmitter with circular head	Circular	Circular			Hexagonal	Square
Ø 22 mm/*0.866 in.*					Ø 30 mm/*1.181 in.*	Ø 16 or Ø 22 mm/*0.630 or 0.866 in.*: series K10 Ø 22 mm/*0.866 in.* and multifixing: series K1/K2 4 holes, 48 or 68 centers: series K30…K150
IP65	IP65 (control buttons and pilot lights) IP54 (Emergency switching off pushbuttons)	IP65	IP66	IP65	IP66	IP65: series K10 IP40, IP65 with seal: series K1/K2 IP40: series K30…K150
Enclosure type 12	Enclosure type 3 (pushbuttons and Emergency stop) and 4 (pilot lights)	Enclosure type 4, 4X and 13			Enclosure type 4 and 13 (9001K) Enclosure type 4, 4X, 13 (9001SK)	–
Wireless (transmitter) Through cable (receiver)	Screw and captive clamp terminal connections Faston clip connections (pilot lights)	Screw and captive clamp terminal connections				
1…6 mm/*0.039…0.236 in.*						0.5…6 mm/*0.020…0.236 in.* (depending on model)
XB5R, XB4R	**XB7**	**XD4PA**	**XD2GA**	**XD5PA**	**9001K, 9001SK**	**K10, K1, K2, K30, K50, K63, K115, K150**

(4) For Harmony XB6 only.
(5) For Harmony XB6E only.

Control and signaling units

Harmony XB5, plastic

Diameter 22 mm Pushbuttons, switches, and pilot lights
Complete units, XB5A

Complete units	Contact functions		
Pushbuttons, spring return	Flush push, unmarked **XB5AA●1/AA42** **see** page 29	Flush push, marked **XB5AA3311/AA33●1** **see** page 32	Projecting push, marked **XB5AL4322** **see** page 32
			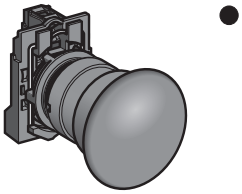
Pushbuttons, spring return	Booted flush push **XB5AP●1/AP42** **see** page 31	Projecting push, unmarked **XB5AL42** **see** page 30	Ø 40/*1.575 in.* Mushroom head **XB5AC21** **see** page 39
	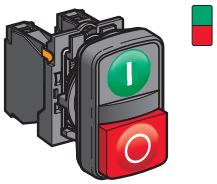	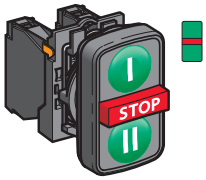	
Multiple-headed pushbuttons, spring return	Double-headed **XB5AL73415** **see** page 37	Triple-headed **XB5AA731327/XB5AA711237** **see** page 38	
			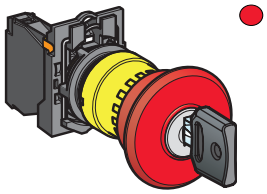
Emergency stop or Emergency switching off mushroom head pushbuttons	Emergency stop trigger action and mechanical latching		
	Ø 40/*1.575 in.* Push-pull (EN/ISO 13850) **XB5AT845** **see** page 41	Ø 40/*1.575 in.* Turn to release (EN/ISO 13850) **XB5AS844●** **see** page 41	Ø 40/*1.575 in.* Key release (EN/ISO 13850) **XB5AS9445** **see** page 41
	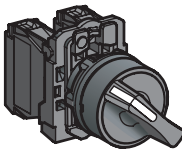		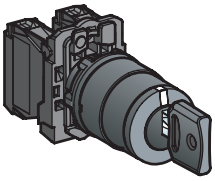
Selector switches and key switches	Standard handle, black **XB5AD●●** **see** page 54	Long handle, black **XB5AJ●●** **see** page 55	Key switch **XB5AG●●** **see** page 56

Complete units (continued)

Signaling functions

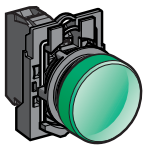

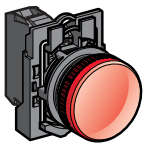

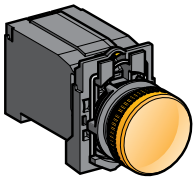


Pilot lights	Universal LED	For bulb with BA 9s base fitting	
		Direct supply	Via integral transformer
	XB5AVB●/AVG●/AVM● see page 60	**XB5AV6●** see page 62	**XB5AV3●/AV4●** see page 62

Combined functions

Contact and signaling functions

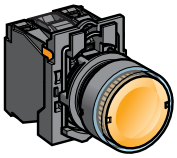

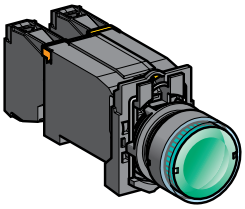

Illuminated pushbuttons, spring return, flush push	Universal LED	For bulb with BA 9s base fitting	
		Direct supply	Via integral transformer
	XB5AW3●B5/AW3●G5/AW3●M5 see page 33	**XB5AW3●65** see page 36	**XB5AW3●35/AW3●45** see page 36

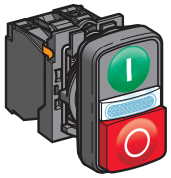

Double-headed pushbuttons, spring return, and pilot light block	Universal LED
	XB5AW73731●5 see page 37

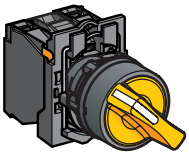

Illuminated selector switches, standard handle	Universal LED
	XB5AK12●●5, XB5AK13●●5 see page 58

Control and signaling units

Harmony XB5, plastic

Diameter 22 mm Pushbuttons, switches, and pilot lights
Sub-assemblies, ZB5A

Non-illuminated units for user assembly

Contact functions

Body sub-assemblies | **Head sub-assemblies**

For pushbuttons, spring return, unmarked

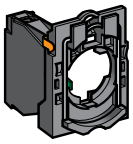

Screw clamp terminals
ZB5AZ10●/AZ141
see page 101

Flush push without cap/with set of 6 caps
ZB5AA0/AA9
see page 29

Flush push
ZB5AA●
see page 29

Flush push for insertion of legend
ZB5AA●8
see page 29

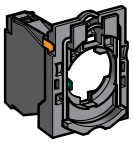

Faston
ZB5AZ10●3
see page 107



Projecting
ZB5AL●
see page 30

Recessed push
ZB5AA●6
see page 30

Booted flush push, for insertion of legend
ZB5AP●●/AP●S
see page 31

For pushbuttons, spring return, marked

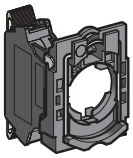

Spring clamp terminals
ZBE10●5
ZB5AZ10●5
see page 104



Flush push
ZB5AA●3●/AA●4●
see page 32

Projecting push
ZB5AL●3●
see page 32

For multiple-headed pushbuttons, spring return

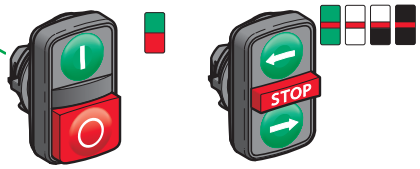

Double-headed
ZB5AA7●●● /AA79
ZB5AL734●
see page 37

Triple-headed
ZB5AA7313●, ZB5AA711●●
ZB5AA72124, ZB5AA791
see page 38

For "push-push to release" pushbuttons



Flush push (caps mounted/not mounted)
ZB5AH●●/CH●●
see page 52

Projecting push
ZB5AH●
see page 52

For "push-turn to release" pushbuttons

Knurled knob *(1)*
ZB5AF
see page 53

(1) Knob positions

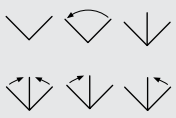

Control and signaling units

Harmony XB5, plastic

Diameter 22 mm Pushbuttons, switches, and pilot lights
Sub-assemblies, ZB5A

Non-illuminated units for user assembly (continued)

Contact functions (continued)

Body sub-assemblies | **Head sub-assemblies**

For mushroom head pushbuttons

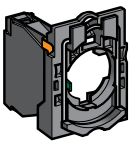

Screw clamp terminals
ZB5AZ10●/AZ141
see page 101

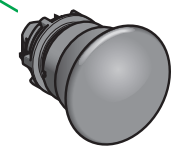

Ø 30 mm/*1.18 in.*
Ø 40 mm/*1.57 in.*
Ø 60 mm/*2.36 in.*

Spring
ZB5AC●/AR●
see page 39

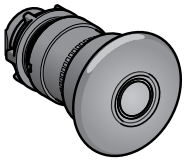

Ø 30 mm/*1.18 in.*
Ø 40 mm/*1.57 in.*
Ø 60 mm/*2.36 in.*

Latching
ZB5A●2/AS●2/AS55
see page 40

For Emergency stop or Emergency switching off mushroom head pushbuttons

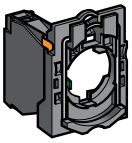

Faston
ZB5AZ10●3
see page 107

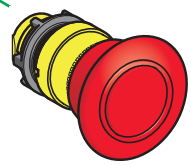

Ø 30 mm/*1.18 in.*
Ø 40 mm/*1.57 in.*
Ø 60 mm/*2.36 in.*

Push-pull (EN/ISO 13850)
ZB5AT84
see page 41



Ø 30 mm/*1.18 in.*
Ø 40 mm/*1.57 in.*
Ø 60 mm/*2.36 in.*

Turn to release (EN/ISO 13850)
ZB5AS8●4
see page 41

Emergency stop trigger action and mechanical latching

Emergency switching off mechanical latching

Push-pull (IEC 60364-5-53)
ZB5AT●/AX●
see page 41

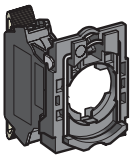

Spring clamp terminals
ZBE10●5
ZB5AZ10●5
see page 104



Ø 30 mm/*1.18 in.*
Ø 40 mm/*1.57 in.*
Ø 60 mm/*2.36 in.*

Key release (EN/ISO 13850)
ZB5AS9●4/AS944D,
see page 41

Emergency stop trigger action and mechanical latching

For selector switches and key switches

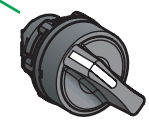

Standard handle *(1)*
ZB5AD●
see page 54

Long black handle *(1)*
ZB5AJ●
see page 55

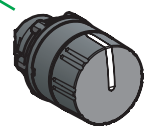

Knurled black knob *(1)*
ZB5AD●9
see page 57

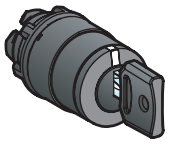

Key switch *(2)*
ZB5AG●●
see page 57

(1) Switch handle and knob positions

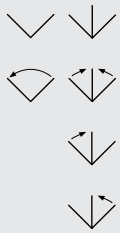

(2) Key switch positions
Key withdrawal positions

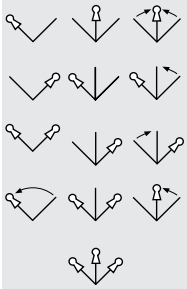

For toggle switches

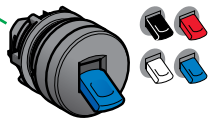

2-position lever *(3)*
ZB5AD●8
see page 57

(3) Lever positions



Control and signaling units

Harmony XB5, plastic

Diameter 22 mm Pushbuttons, switches, and pilot lights
Sub-assemblies, ZB5A

Pilot lights for user assembly

Signaling functions

Body sub-assemblies with Universal LED

Connection: screw clamp terminals
ZB5AVB●/AVG●/AVM●
see page 109

Connection: plug-in connector
Please contact our Customer Care Center

Head sub-assemblies



With lens fitted (insertion of legend)
ZB5AV0●3/AV0●3E, see page 61

With 5 lens caps (not fitted) for insertion of legend
ZB5AV003/AV0●3●, see page 61

Body sub-assemblies for BA 9s bulb

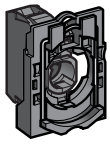

Direct supply
Connection: screw clamp terminals
ZB5AV6, see page 111

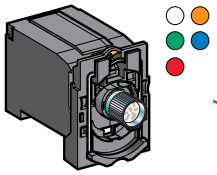

Via integral transformer
Connection: screw clamp terminals
ZB5AV●/AV3D●/AV5D●
see page 111

Head sub-assemblies

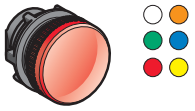

With lens fitted
ZB5AV0●, see page 62

Illuminated pushbuttons for user assembly

For illuminated pushbuttons, spring return

Combined functions (contact and signaling)

Body sub-assemblies for BA 9s bulb

Direct supply
Connection: screw clamp terminals
ZB5AW06●
see page 109

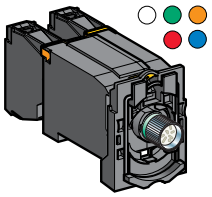

Via integral transformer
Connection: screw clamp terminals
ZB5AW03●/ AW04●/AW05●
see page 110

Head sub-assemblies



Flush
ZB5AW3●/AW3●S
see page 36



Projecting
ZB5AW1●/AW1●S,
see page 36

Control and signaling units

Harmony XB5, plastic

Diameter 22 mm Pushbuttons, switches, and pilot lights
Sub-assemblies, ZB5A

Illuminated pushbuttons for user assembly

Combined functions (contact and signaling) (continued)

Body sub-assemblies with Universal LED

Head sub-assemblies

For illuminated pushbuttons, spring return

Connection: screw clamp terminals
ZB5AW0B●●/AW0G●●/AW0M●●
see page 108

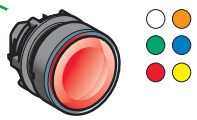

Flush push with illuminated ring
ZB5AW3●3/AW3●3S/AW9●3
see page 34

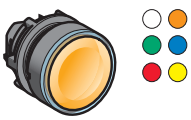

Flush push for insertion of legend
ZB5AA●8
see page 29

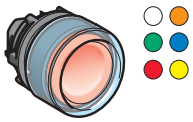

Booted flush push
ZB5AW5●3
see page 34

Connection: plug-in connector
Please contact our Customer Care Center



Projecting push
ZB5AW1●3/AW1●3S
see page 35

For double-headed pushbuttons, spring return, with pilot light

Connection: spring clamp terminals
ZBV ●●5
see page 105

Double-headed (flush/flush push) + central pilot light
Double-headed (flush/projecting push) + central pilot light
ZB5AW7A17●●, ZB5AW7A374●, ZB5AW7A9, see page 37
ZB5AW7L374●, see page 37

For illuminated, mushroom head pushbuttons, latching

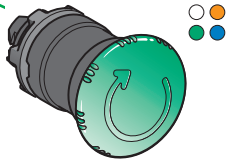

Ø 40 mm/*1.575 in.* turn to release
ZB5AW7●3, see page 40

For illuminated mushroom head pushbuttons
- **Emergency stop with trigger action and mechanical latching**

or
- **Emergency switching off with mechanical latching only**

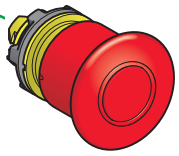

Ø 40 mm/*1.575 in.* push-pull with mechanical state indicator (EN/ISO 13850)
ZB5AT8643M
see page 44

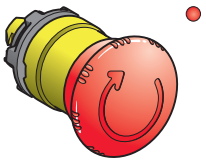

Ø 40 mm/*1.575 in.* turn to release (IEC 60364-5-53)
ZB5AW743
see page 44

For illuminated "push-push to release" pushbuttons

For illuminated selector switches, standard handle

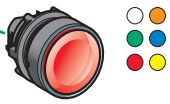

Flush or projecting "push-push to release"
ZB5AH0●3/AH●3
see page 52

Standard handle *(1)*
ZB5AK1●●3
see page 59

(1) Handle positions

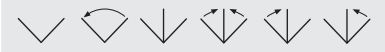

Control and signaling units

Harmony XB5, plastic

Diameter 22 mm Pushbuttons, switches, and pilot lights
Sub-assemblies, ZB5F Flush mounting heads

Non-illuminated units for user assembly

Contact functions for Ø 30 mm mounting

Body sub-assemblies | **Head sub-assemblies**

For pushbuttons, spring return, unmarked

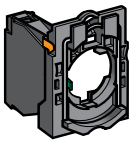

Screw clamp terminals	Flush push without cap/with set of 6 caps	Flush push	Flush push for insertion of legend
ZB5AZ10●/AZ141 see page 101	**ZB5FA0/FA9** see page 79	**ZB5FA●** see page 79	**ZB5FA●8** see page 79

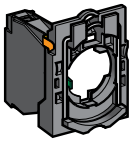

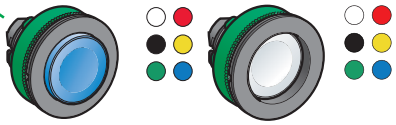

Faston	Projecting	Recessed push
ZB5AZ10●3 see page 105	**ZB5FL●** see page 80	**ZB5FA●** see page 79

For pushbuttons, spring return, marked

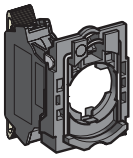

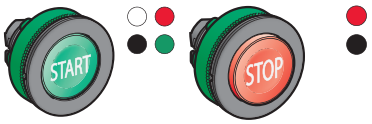

Spring clamp terminals	Flush push	Projecting push
ZBE10●5 ZB5AZ10●5 see page 104	**ZB5FA●3●/FA●4●** see page 81	**ZB5FL●3●** see page 81

For "push-push to release" pushbuttons

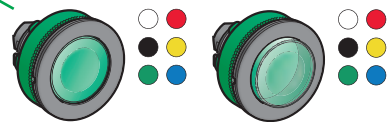

Flush push (caps mounted/not mounted)	Projecting push
ZB5FH●● see page 85	**ZB5FH●** see page 85

Control and signaling units

Harmony XB5, plastic

Diameter 22 mm Pushbuttons, switches, and pilot lights
Sub-assemblies, ZB5F Flush mounting heads

Non-illuminated units for user assembly (continued)

For selector switches and key switches

Contact functions for Ø 30 mm mounting (continued)

Body sub-assemblies

Head sub-assemblies

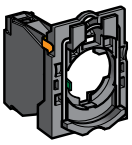

Spring clamp terminals
ZBE10●5
ZB5AZ10●5
see page 104

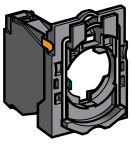

Faston
ZB5AZ10●3
see page 107

Standard handle *(1)*
ZB5FD●
see page 87

Long black handle *(1)*
ZB5FJ●
see page 88

Knurled black knob *(1)*
ZB5FD●9
see page 90

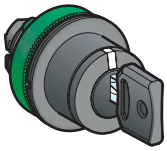

Key switch *(2)*
ZB5FG●●
see page 89

(1) Switch handle and knob positions

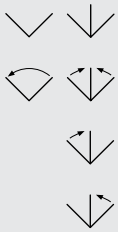

(2) Key switch positions
Key withdrawal positions

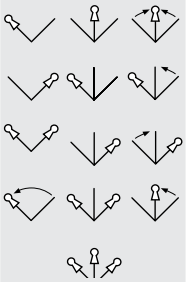

Control and signaling units

Harmony XB5, plastic

Diameter 22 mm Pushbuttons, switches, and pilot lights
Sub-assemblies, ZB5F Flush mounting heads

Pilot lights for user assembly

Signaling functions for Ø 30 mm mounting

Body sub-assemblies with Universal LED

Connection: screw clamp terminals

ZB5AVB●/AVG●/AVM●
see page 109

Connection: plug-in connector

Please contact our Customer Care Center

Head sub-assemblies

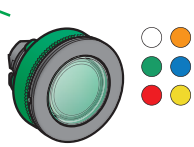

With lens fitted (insertion of legend)

ZB5FV0●3
see page 93

Control and signaling units

Harmony XB5, plastic

Diameter 22 mm Pushbuttons, switches, and pilot lights
Sub-assemblies, ZB5F Flush mounting heads

Illuminated pushbuttons for user assembly

For illuminated pushbuttons, spring return

Combined functions (contact and signaling)

Body sub-assemblies with Universal LED

Head sub-assemblies



Connection: screw clamp terminals

ZB5AW0B●●/AW0G●●/AW0M●●
see page 108

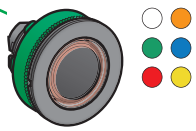

Flush push
with illuminated ring

ZB5FW9●3
see page 83

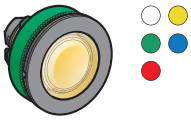

Flush push
for insertion of legend

ZB5FA●8
see page 79



Connection: plug-in connector

Please contact our Customer Care Center

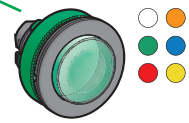

Projecting push

ZB5FW1●3
see page 84

Connection: spring clamp terminals

ZBV ●●5
see page 105

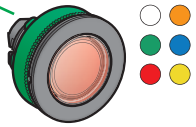

Flush or projecting
"push-push to release"

ZB5FH0●3/FH●3
see page 86

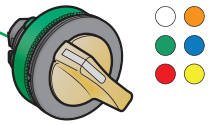

Standard handle *(1)*

ZB5FK1●●3
see page 91

(1) Handle positions

Control and signaling units

Harmony XB5 plastic

Contact mounting - Contact sequence

Maximum recommended configurations to help ensure compliance with catalog characteristics

Unit type Complete units XB5A and XB5F, heads ZB5A and ZB5F *(1)*		Pushbuttons, spring return XB5AA●, ZB5AA● (except ZB5AA●8) XB5AC●, ZB5AC●, XB5AL●, ZB5AL●, XB5AP●, ZB5AP●, ZB5AR● Flush mounted pushbuttons, spring return XB5FA●, ZB5FA● (except ZB5FA●8) Triple-headed pushbuttons XB5AA731327, XB5AA711137, ZB5AA7313●, ZB5AA7111●, ZB5AA72124, ZB5AA791	Double-headed pushbuttons XB5AL73415, ZB5AA712●, ZB5A●734●, ZB5AA79	Illuminated pushbuttons, spring return XB5AW●, ZB5AW●, ZB5AA●8 Illuminated pushbuttons, spring return XB5FW●, ZB5FW●, ZB5FA●8 Double-headed pushbuttons + pilot light block XB5AW73731●5, ZB5AW7A17●●, ZB5AW7●374●, ZB5AW7A9
Solution using single contacts		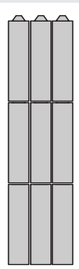	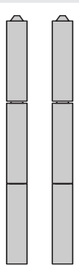	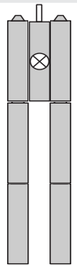
Solution using single and double contacts		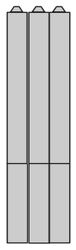	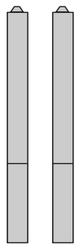	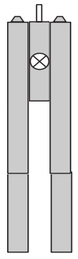
Maximum recommended configurations	Single contacts	9	6	6
	Double contacts + Single contacts	3 + 3	2 + 2	2 + 2
	Light block	–	–	1


Single contact

Double contact

Light block

Possible location

Possible configurations for high-power switching contacts *(2) (3)*

High-power switching contact blocks with screw clamp terminal connections: ZBE501, ZBE502, ZBE503, ZBE504, and ZBE505
High-power switching contact blocks with connection by Faston connectors: ZBE5013, ZBE5023, ZBE5033, ZBE5043, and ZBE5053

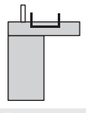	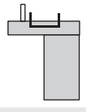	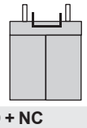
1 NO	1 NC	1 NO + NC 1 NO + NO 1 NC + NC

(1) Flush mounted heads for Ø 30 mm/1.18 in.
(2) The configurations are not upgradable and cannot be combined with other types of contact and signaling functions.
(3) High-power switching contacts are not compatible with Harmony triple-headed pushbuttons.

Emergency stop or Emergency switching off XB5AT●, ZB5AT●, XB5AS●, ZB5AS●	Selector switches, ■ Standard handle XB5AD●, ZB5AD● ■ Long handle XB5AJ●, ZB5AJ● ■ Knurled knob ZB5AD●9 ■ Key switch XB5AG●, ZB5AG●, ZB5AG0● Flush mounted selector switches ■ Standard handle XB5FD●, ZB5FD● ■ Long handle XB5FJ●, ZB5FJ● ■ Knurled knob ZB5FD●9 ■ Key switch XB5FG●, ZB5FG0●, ZB5FG●			Illuminated selector switches with standard handle XB5AK●, ZB5AK●, Flush mounted illuminated selector switches with standard handle XB5FK●, ZB5FK●	Toggle switches ZB5AD●8 Pushbuttons, push-turn to release, knurled operator ZB5AF●, or lockable ZB5AFD●	Pushbuttons, push-push ZB5AH● Flush mounted pushbuttons, push-push ZB5FH●	Illuminated pusbuttons, push-push ZB5AH●3 ZB5AW743 Flush mounted illuminated pusbuttons, push-push ZB5FH●3 Illuminated Emergency Stop ZB5AT8643M
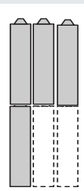	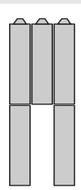	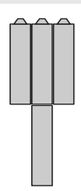	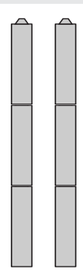	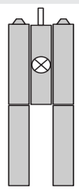	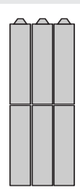	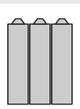	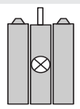
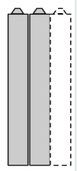	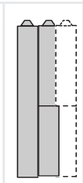	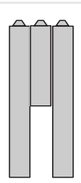	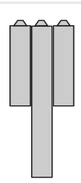	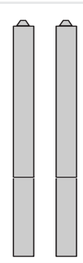	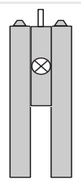	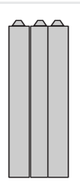	–	–
4	4	5	4	6	4	6	3	2
2 + 0	1 + 2	2 + 1	1 + 2	2 + 2	2 + 0	3 + 0	–	–
–	–	–	–	–	1	–	–	1

Sequence of contacts on selector switch bodies

Unit type			Selector switches													
			2-position						3-position							
			315°			45°			315°			0°			45°	
Head pusher	Position	Not activated							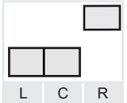						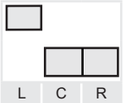		
		Activated														
	Contact location		L	C	R	L	C	R	L	C	R	L	C	R	L	C	R
Contacts	NO		□	□	□	■	■	■	■	■	□	□	□	□	□	■	■
ZBE.	NC		■	■	■	□	□	□	□	□	■	■	■	■	■	□	□

L left, C center, R right
□ open ■ closed

Harmony XB5, Plastic
For Ø 22 mm mounting

Schneider Electric

Control and signaling units

Harmony XB5, plastic

Diameter 22 mm, spring return pushbuttons, unmarked

XB5AA31

XB5AA51C0

ZB5AA0

ZB5AA5

ZB5AA48

Pushbuttons with flush push *(1)*
Screw clamp terminal connections (Schneider Electric anti-loosening system)

Shape of head	Type of push	Type of contact NO	Type of contact NC	Color of push	Reference For black bezel	Reference For gray bezel *(2)*	Weight kg/*lb*
Complete units *(3)*							
	Flush	1	–	White	XB5AA11 (ZB5AZ101 + ZB5AA1)	XB5AA11C0 (ZB5AZ101 + ZB5AA1C0)	0.037/*0.082*
				Black	XB5AA21 *(6)* (ZB5AZ101 + ZB5AA2)	XB5AA21C0 (ZB5AZ101 + ZB5AA2C0)	0.037/*0.082*
				Green	XB5AA31 *(7)* (ZB5AZ101 + ZB5AA3)	XB5AA31C0 (ZB5AZ101 + ZB5AA3C0)	0.037/*0.082*
				Yellow	XB5AA51 (ZB5AZ101 + ZB5AA5)	XB5AA51C0 (ZB5AZ101 + ZB5AA5C0)	0.037/*0.082*
				Blue	XB5AA61 (ZB5AZ101 + ZB5AA6)	XB5AA61C0 (ZB5AZ101 + ZB5AA6C0)	0.037/*0.082*
		–	1	Red	XB5AA42 *(6)* (ZB5AZ102 + ZB5AA4)	XB5AA42C0 (ZB5AZ102 + ZB5AA4C0)	0.037/*0.082*
Heads only, circular *(3)*							
	Without cap *(4)*			–	ZB5AA0	–	0.022/*0.049*
	Flush, with set of 6 colored caps			6 colors *(4)*	ZB5AA9	–	0.027/*0.060*
	Flush			White	ZB5AA1	ZB5AA1C0	0.018/*0.040*
				Black	ZB5AA2	ZB5AA2C0	0.018/*0.040*
				Green	ZB5AA3	ZB5AA3C0	0.018/*0.040*
				Red	ZB5AA4	ZB5AA4C0	0.018/*0.040*
				Yellow	ZB5AA5	ZB5AA5C0	0.018/*0.040*
				Blue	ZB5AA6	ZB5AA6C0	0.018/*0.040*
				Gray	ZB5AA8	ZB5AA8C0	0.018/*0.040*
	Flush with transparent cap for insertion of legend *(5)*			White	ZB5AA18	ZB5AA18C0	0.018/*0.040*
				Green	ZB5AA38	ZB5AA38C0	0.018/*0.040*
				Red	ZB5AA48	ZB5AA48C0	0.018/*0.040*
				Orange	ZB5AA58	ZB5AA58C0	0.018/*0.040*
				Blue	ZB5AA68	ZB5AA68C0	0.018/*0.040*
	Illuminated flush pushbutton head, with set of 6 colored caps			6 colors	ZB5AA98	–	0.018/*0.040*

(1) For recommended maximum number of contacts constituting the body (fixing collar and contact) associated with the head, see page 26 and 27.
(2) To add customized markings on these references using the web customization tool, see page 5.
(3) Colored cap to be ordered separately, see page 68.
(4) Head supplied with 6 different colored caps (white, black, green, red, yellow, or blue) not fitted.
(5) For legend ordering information, see page 76.
(6) To order products with 1NO and 1NC contact, replace the last digit of the commercial reference with a 5, example: XB5AA21 becomes XB5AA25.

Control and signaling units

Harmony XB5, plastic

Diameter 22 mm, spring return pushbuttons, unmarked

ZB5AA16

ZB5AA46C0

Pushbuttons with recessed push *(1)*
High guard

Shape of head	Type of push	Color	Reference: For black bezel	Reference: For gray bezel	Weight kg/*lb*
Heads only, circular *(2)*					
	Recessed (high guard)	White	ZB5AA16	ZB5AA16C0	0.020/*0.044*
		Black	ZB5AA26	ZB5AA26C0	0.020/*0.044*
		Green	ZB5AA36	ZB5AA36C0	0.020/*0.044*
		Red	ZB5AA46	ZB5AA46C0	0.020/*0.044*
		Yellow	ZB5AA56	ZB5AA56C0	0.020/*0.044*
		Blue	ZB5AA66	ZB5AA66C0	0.020/*0.044*

XB5AL42

XB5AL42C0

ZB5AL3

ZB5AL6C0

Pushbuttons with projecting push *(1)*
Screw clamp terminal connections (Schneider Electric anti-loosening system)

Shape of head	Type of push	Type of contact: NO	Type of contact: NC	Color of push	Reference: For black bezel	Reference: For gray bezel	Weight kg/*lb*
Complete units *(2)*							
	Projecting	–	1	Red	XB5AL42 (ZB5AZ102 + ZB5AL4)	XB5AL42C0 (ZB5AZ102 + ZB5AL4C0)	0.038/*0.084*
Heads only, circular *(2)*							
	Projecting			White	ZB5AL1	ZB5AL1C0	0.019/*0.042*
				Black	ZB5AL2	ZB5AL2C0	0.019/*0.042*
				Green	ZB5AL3	ZB5AL3C0	0.019/*0.042*
				Red	ZB5AL4	ZB5AL4C0	0.019/*0.042*
				Yellow	ZB5AL5	ZB5AL5C0	0.019/*0.042*
				Blue	ZB5AL6	ZB5AL6C0	0.019/*0.042*

(1) For recommended maximum number of contacts constituting the body (fixing collar and contact) associated with the head, see page 26 and 27.

(2) To add customized markings on these references using the web customization tool, see page 5.

Control and signaling units

Harmony XB5, plastic

Diameter 22 mm, spring return pushbuttons, unmarked

XB5AP51

XB5AP61C0

ZB5AP4

ZB5AP2S

ZB5AP383

Pushbuttons with booted head *(1)*
Screw clamp terminal connections (Schneider Electric anti-loosening system)

Shape of head	Type of push	Type of contact NO	Type of contact NC	Color of push	Reference For black bezel	Reference For gray bezel	Weight kg/*lb*
Complete units *(2)*							
	Booted, clear silicone (color of push unobscured)	1	–	Black	XB5AP21 (ZB5AZ101 + ZB5AP2)	XB5AP21C0	0.039/*0.086*
				Green	XB5AP31 (ZB5AZ101 + ZB5AP3)	XB5AP31C0	0.039/*0.086*
				Yellow	XB5AP51 (ZB5AZ101 + ZB5AP5)	XB5AP51C0	0.039/*0.086*
				Blue	XB5AP61 (ZB5AZ101 + ZB5AP6)	XB5AP61C0	0.039/*0.086*
		–	1	Red	XB5AP42 (ZB5AZ102 + ZB5AP4)	–	0.039/*0.086*
Silicone booted heads only, with increased protection (IP69K)							
Flush	**Clear boot** *(3)* For insertion of protected legend within head *(4)*			White	ZB5AP18 *(2)*	–	0.023/*0.051*
				Green	ZB5AP38	–	0.023/*0.051*
				Red	ZB5AP48 *(2)*	–	0.023/*0.051*
				Yellow	ZB5AP58	–	0.023/*0.051*
				Blue	ZB5AP68 *(2)*	–	0.023/*0.051*
Projecting	**Clear boot** *(2)(3)*			White	ZB5AP1	–	0.014/*0.031*
				Black	ZB5AP2	–	0.014/*0.031*
				Green	ZB5AP3	–	0.014/*0.031*
				Red	ZB5AP4	–	0.014/*0.031*
				Yellow	ZB5AP5	–	0.014/*0.031*
				Blue	ZB5AP6	–	0.014/*0.031*
Silicone booted heads only, standard for mouting with legend holder (IP66)							
Flush	**Colored boot** *(2)(5)*			White	ZB5AP1S	–	0.021/*0.046*
				Black	ZB5AP2S	–	0.021/*0.046*
				Green	ZB5AP3S	–	0.021/*0.046*
				Red	ZB5AP4S	–	0.021/*0.046*
				Yellow	ZB5AP5S	–	0.021/*0.046*
				Blue	ZB5AP6S	–	0.021/*0.046*
	Clear membrane *(5)* For insertion of protected legend within head *(4)*			White	ZB5AP183	–	0.010/*0.022*
				Green	ZB5AP383	–	0.010/*0.022*
				Red	ZB5AP483	–	0.010/*0.022*
				Yellow	ZB5AP583 *(2)*	–	0.010/*0.022*
				Blue	ZB5AP683	–	0.010/*0.022*

(1) For recommended maximum number of contacts constituting the body (fixing collar and contact) associated with the head, see page 26 and 27.
(2) To add customized markings on these references using the web customization tool, see page 5.
(3) Permissible panel thickness 1 to 5 mm/0.039 to 0.197 in., cannot be used with legend holders.
(4) To order a legend for insertion within the head, see page 76.
(5) For replacement of silicone protection element without dismantling head, see page 70.

Control and signaling units

Harmony XB5, plastic

Diameter 22 mm, spring return pushbuttons, with marking

XB5AA4322

XB5AA3351C0

ZB5AA331

ZB5AA432

ZB5AL232

Pushbuttons with flush or projecting push *(1)*
Screw clamp terminal connections (Schneider Electric anti-loosening system)

Shape of head	Type of push	Type of contact NO	Type of contact NC	Marking Text (color)	Color of push	Reference For black bezel	Reference For gray bezel	Weight kg/*lb*
Complete units *(2)*								
	Flush	1	–	"I" (white)	Green	**XB5AA3311** (**ZB5AZ101** + **ZB5AA331**)	**XB5AA3311C0** (ZB5AZ101 + ZB5AA331C0)	0.037/*0.082*
	Flush	–	1	"O" (white)	Red	**XB5AA4322** (**ZB5AZ102** + **ZB5AA432**)	**XB5AA4322C0** (ZB5AZ102 + ZB5AA432C0)	0.037/*0.082*
	Flush *(3)*	1	–	↑ (black)	White	**XB5AA3341** (**ZB5AZ101** + **ZB5AA334**)	**XB5AA3341C0** (ZB5AZ101 + ZB5AA334C0)	0.037/*0.082*
	Flush *(3)*	1	–	↓ (white)	Black	**XB5AA3351** (**ZB5AZ101** + **ZB5AA335**)	**XB5AA3351C0** (**ZB5AZ101** + **ZB5AA335C0**)	0.037/*0.082*
Heads only, circular *(2)*								
	Flush			"I" (white)	Green	**ZB5AA331**	**ZB5AA331C0**	0.018/*0.040*
				"I" (black)	White	**ZB5AA131**	**ZB5AA131C0**	0.018/*0.040*
				"II" (white)	Green	**ZB5AA336**	–	0.018/*0.040*
				"START" (white)	Green	**ZB5AA333**	**ZB5AA333C0**	0.018/*0.040*
				"ON" (white)	Green	**ZB5AA341**	–	0.018/*0.040*
				"MARCHE" (white)	Green	**ZB5AA342**	–	0.018/*0.040*
				(T) (white)	Black	**ZB5AA245**	–	0.018/*0.040*
				(T) (black)	White	**ZB5AA145**	–	0.018/*0.040*
				"O" (white)	Red	**ZB5AA432**	**ZB5AA432C0**	0.018/*0.040*
					Black	**ZB5AA232**	–	0.018/*0.040*
				"ARRET" (white)	Red	**ZB5AA433**	–	0.018/*0.040*
				"STOP" (white)	Red	**ZB5AA434**	**ZB5AA434C0**	0.018/*0.040*
					Black	**ZB5AA234**	–	0.018/*0.040*
				"OFF" (white)	Red	**ZB5AA435**	–	0.018/*0.040*
				UP (black)	White	**ZB5AA343**	–	0.018/*0.040*
				DOWN (white)	Black	**ZB5AA344**	–	0.018/*0.040*
				↑ (black) *(3)*	White	**ZB5AA334**	**ZB5AA334C0**	0.018/*0.040*
				↓ (white) *(3)*	Black	**ZB5AA335**	**ZB5AA335C0**	0.018/*0.040*
Heads only, circular *(2)*								
	Projecting *(3)*			"O" (white)	Red	**ZB5AL432**	**ZB5AL432C0**	0.019/*0.042*
					Black	**ZB5AL232**	–	0.019/*0.042*
				"STOP" (white)	Red	**ZB5AL434**	–	0.019/*0.042*

(1) For recommended maximum number of contacts constituting the body (fixing collar and contact) associated with the head, see page 26 and 27.
(2) To add customized markings on these references using the web customization tool, see page 5.
(3) Product supplied with cap not clipped in, allowing orientation through 360° in 90° steps.

Control and signaling units

Harmony XB5, plastic

Diameter 22 mm, illuminated pushbuttons, spring return, with Universal LED

XB5AW31B5

XB5AW34G5

XB5AW34G5

Illuminated pushbuttons with flush push *(1)*

Screw clamp terminal connections (Schneider Electric anti-loosening system)

Shape of head	Description	Type of contact NO	Type of contact NC	Supply voltage V	Color of push	Reference For black bezel	Reference For gray bezel	Weight kg/*lb*
Complete units - With plain lens								
	Universal LED	1	1	24 ⎓ 50/60 Hz	White	XB5AW31B5 (ZB5AW0B15 + ZB5AW313)	XB5AW31B5C0 (ZB5AW0B15 + ZB5AW313C0)	0.056/*0.123*
					Green	XB5AW33B5 *(3)* (ZB5AW0B15 + ZB5AW333)	XB5AW33B5C0 (ZB5AW0B15 + ZB5AW333C0)	0.056/*0.123*
					Red	XB5AW34B5 (ZB5AW0B15 + ZB5AW343)	XB5AW34B5C0 (ZB5AW0B15 + ZB5AW343C0)	0.056/*0.123*
					Orange	XB5AW35B5 (ZB5AW0B15 + ZB5AW353)	XB5AW35B5C0 (ZB5AW0B15 + ZB5AW353C0)	0.056/*0.123*
					Blue	XB5AW36B5 (ZB5AW0B15 + ZB5AW363)	XB5AW36B5C0 (ZB5AW0B15 + ZB5AW363C0)	0.056/*0.123*
				110...120 ∿ 50/60 Hz	White	XB5AW31G5 (ZB5AW0G15 + ZB5AW313)	XB5AW31G5C0 (ZB5AW0G15 + ZB5AW313C0)	0.056/*0.123*
					Green	XB5AW33G5 (ZB5AW0G15 + ZB5AW333)	XB5AW33G5C0 (ZB5AW0G15 + ZB5AW333C0)	0.056/*0.123*
					Red	XB5AW34G5 (ZB5AW0G15 + ZB5AW343)	XB5AW34G5C0 (ZB5AW0G15 + ZB5AW343C0)	0.056/*0.123*
					Orange	XB5AW35G5 (ZB5AW0G15 + ZB5AW353)	XB5AW35G5C0 (ZB5AW0G15 + ZB5AW353C0)	0.056/*0.123*
					Blue	XB5AW36G5 (ZB5AW0G15 + ZB5AW363)	XB5AW36G5C0 (ZB5AW0G15 + ZB5AW363C0)	0.056/*0.123*
				230…240 ∿ 50/60 Hz	White	XB5AW31M5 (ZB5AW0M15 + ZB5AW313)	XB5AW31M5C0 (ZB5AW0M15 + ZB5AW313C0)	0.056/*0.123*
					Green	XB5AW33M5 (ZB5AW0M15 + ZB5AW333)	XB5AW33M5C0 (ZB5AW0M15 + ZB5AW333C0)	0.056/*0.123*
					Red	XB5AW34M5 (ZB5AW0M15 + ZB5AW343)	XB5AW34M5C0 (ZB5AW0M15 + ZB5AW343C0)	0.056/*0.123*
					Orange	XB5AW35M5 (ZB5AW0M15 + ZB5AW353)	XB5AW35M5C0 (ZB5AW0M15 + ZB5AW353C0)	0.056/*0.123*
					Blue	XB5AW36M5 (ZB5AW0M15 + ZB5AW363)	XB5AW36M5C0 (ZB5AW0M15 + ZB5AW363C0)	0.056/*0.123*

(1) For recommended maximum number of contacts constituting the body (fixing collar and contact) associated with the head, see page 26 and 27.

(2) To add customized markings on these references using the web customization tool, see page 5.

(3) To order products with 2NO contact, replace the last digit of the commercial reference with a 3.

Control and signaling units

Harmony XB5, plastic

Diameter 22 mm, illuminated pushbuttons, spring return, with Universal LED

ZB5AW313

ZB5AW383C0

ZB5AW363

Illuminated pushbuttons with flush push *(1)*

Shape of head	Type of push	Color	Reference For black bezel	Reference For gray bezel	Weight kg/*lb*
Heads only, circular *(2)* **- With plain lens** *(3)*					
	Flush	White	ZB5AW313	ZB5AW313C0	0.017/*0.037*
		Green	ZB5AW333	ZB5AW333C0	0.017/*0.037*
		Red	ZB5AW343	ZB5AW343C0	0.017/*0.037*
		Orange	ZB5AW353	ZB5AW353C0	0.017/*0.037*
		Yellow	ZB5AW383	ZB5AW383C0	0.017/*0.037*
		Blue	ZB5AW363	ZB5AW363C0	0.017/*0.037*
	Flush with illuminated ring	White	ZB5AW913	–	0.016/*0.035*
		Green	ZB5AW933	–	0.016/*0.035*
		Red	ZB5AW943	–	0.016/*0.035*
		Orange	ZB5AW953	–	0.016/*0.035*
		Yellow	ZB5AW983	–	0.016/*0.035*
		Blue	ZB5AW963	–	0.016/*0.035*
	Flush with clear boot (IP67)	White	ZB5AW513	ZB5AW513C0	0.019/*0.042*
		Green	ZB5AW533	ZB5AW533C0	0.019/*0.042*
		Red	ZB5AW543	ZB5AW543C0	0.019/*0.042*
		Orange	ZB5AW553	ZB5AW553C0	0.019/*0.042*
		Yellow	ZB5AW583	ZB5AW583C0	0.019/*0.042*
		Blue	ZB5AW563	ZB5AW563C0	0.019/*0.042*
	Flush for insertion of legend *(4)* **(IP69 K)**	White	ZB5AA18	ZB5AA18C0	0.018/*0.040*
		Green	ZB5AA38	ZB5AA38C0	0.018/*0.040*
		Red	ZB5AA48	ZB5AA48C0	0.018/*0.040*
		Orange	ZB5AA58	ZB5AA58C0	0.018/*0.040*
		Yellow	ZB5AA88	ZB5AA88C0	0.018/*0.040*
		Blue	ZB5AA68	ZB5AA68C0	0.018/*0.040*
	Illuminated flush pushbutton head, with set of 6 colored caps	6 colors	ZB5AA98	–	0.018/*0.040*
Heads only, circular *(2)* **- With grooved lens** *(3)* *(5)*					
	Flush	White	ZB5AW313S	ZB5AW313SC0	0.017/*0.037*
		Green	ZB5AW333S	ZB5AW333SC0	0.017/*0.037*
		Red	ZB5AW343S	ZB5AW343SC0	0.017/*0.037*
		Orange	ZB5AW353S	ZB5AW353SC0	0.017/*0.037*
		Yellow	ZB5AW383S	ZB5AW383SC0	0.017/*0.037*
		Blue	ZB5AW363S	ZB5AW363SC0	0.017/*0.037*

(1) For recommended maximum number of contacts constituting the body (fixing collar and contact) associated with the head, see page 26 and 27.
(2) For use with bodies comprising a light source with Universal LED only.
(3) To add customized markings on these references using the web customization tool, see page 5.
(4) For legend ordering information, see page 76.
(5) For use in bright ambient light conditions (for example, outdoors in sunlight).

Control and signaling units

Harmony XB5, plastic

Diameter 22 mm, illuminated pushbuttons, spring return, with Universal LED

Illuminated pushbuttons with projecting push *(1)*

Shape of head	Type of push	Color	Reference		Weight kg/*lb*
			For black bezel	For gray bezel	
Heads only, circular *(2)* **- With plain lens** *(3)*					
	Projecting	White	ZB5AW113	ZB5AW113C0	0.018/*0.040*
		Green	ZB5AW133	ZB5AW133C0	0.018/*0.040*
		Red	ZB5AW143	ZB5AW143C0	0.018/*0.040*
		Orange	ZB5AW153	ZB5AW153C0	0.018/*0.040*
		Yellow	ZB5AW183	ZB5AW183C0	0.018/*0.040*
		Blue	ZB5AW163	ZB5AW163C0	0.018/*0.040*

ZB5AW143

ZB5AW183C0

(1) For recommended maximum number of contacts constituting the body (fixing collar and contact) associated with the head, see page 26 and 27.
(2) For use with bodies comprising a light source with Universal LED only.
(3) To add customized markings on these references using the web customization tool, see page 5.

Control and signaling units

Harmony XB5, plastic

Diameter 22 mm, illuminated pushbuttons, spring return, with BA 9s base fitting

XB5AW3465

XB5AW3335

ZB5AW33

ZB5AW13

Illuminated pushbuttons with flush push *(1)*

Screw clamp terminal connections (Schneider Electric anti-loosening system)

Shape of head	Description	Type of contact NO	Type of contact NC	Supply voltage V	Color of push	Reference	Weight kg/*lb*
Complete units - With plain lens *(2)*							
	Direct supply for bulb with BA9s base fitting, 2.4 W max. **(bulb not included)**	1	1	≤ 250	White	XB5AW3165 (ZB5AW065 + ZB5AW31)	0.057/*0.126*
					Green	XB5AW3365 (ZB5AW065 + ZB5AW33)	0.057/*0.126*
					Red	XB5AW3465 (ZB5AW065 + ZB5AW34)	0.057/*0.126*
					Orange	XB5AW3565 (ZB5AW065 + ZB5AW35)	0.057/*0.126*
Heads only *(3)* **- With plain lens** *(2)*							
	Flush				White	ZB5AW31	0.018/*0.040*
					Green	ZB5AW33	0.018/*0.040*
					Red	ZB5AW34	0.018/*0.040*
					Orange	ZB5AW35	0.018/*0.040*
					Blue	ZB5AW36	0.018/*0.040*
					Clear	ZB5AW37	0.018/*0.040*

Illuminated pushbuttons with projecting push *(1)*

Shape of head	Type of push	Color	Reference	Weight kg/*lb*
Heads only *(2)* **- With plain lens** *(3)*				
	Projecting	White	ZB5AW11	0.017/*0.037*
		Green	ZB5AW13	0.017/*0.037*
		Red	ZB5AW14	0.017/*0.037*
		Orange	ZB5AW15	0.017/*0.037*
		Blue	ZB5AW16	0.017/*0.037*
		Clear	ZB5AW17	0.017/*0.037*

(1) For recommended maximum number of contacts constituting the body (fixing collar and contact) associated with the head, see page 26 and 27.
(2) For use with bodies comprising a light source with BA9s base fitting bulb (incandescent, neon, or LED) only.
(3) To add customized markings on these references using the web customization tool, see page 5.

Control and signaling units

Harmony XB5 plastic

Diameter 22 mm, multiple-headed pushbuttons, spring return

XB5AL73415

ZB5AA7121

ZB5AL7341

XB5AW73731●5

ZB5AW7A1721

ZB5AW7A3741

Double-headed pushbuttons *(1)*

Screw clamp terminal connections (Schneider Electric anti-loosening system)

Shape of head	Description	Type of contact NO	Type of contact NC	Caps *(2)* Marking	Caps *(2)* Background color	Reference	Weight kg/*lb*
Complete units							
	1 flush push, black 1 projecting push, red	1	1	White "I" White "0"	Green Red	XB5AL73415	0.053/*0.117*
Heads only							
	2 flush push, black			Unmarked Unmarked	White Black	ZB5AA7120	0.023/*0.051*
				Black "I" White "0"	White Black	ZB5AA7121	0.023/*0.051*
				Unmarked Unmarked	Green Red	ZB5AA7340	0.023/*0.051*
				Black "➡" White "⇦"	White Black	ZB5AA7213	0.023/*0.051*
				White "I" White "0"	Green Red	ZB5AA7341	0.023/*0.051*
				Without cap *(3)*		ZB5AA79	0.023/*0.051*
	1 flush push, black 1 projecting push, red			Unmarked Unmarked	Green Red	ZB5AL7340	0.023/*0.051*
				White "I" White "0"	Green Red	ZB5AL7341	0.023/*0.051*

Double-headed pushbuttons with 1 white central pilot light block *(1)*

Screw clamp terminal connections (Schneider Electric anti-loosening system)

Shape of head	Description	Type of contact NO	Type of contact NC	Caps Marking	Caps Background color	Pilot light voltage V	Reference	Weight kg/*lb*
Complete units								
	1 flush push, black 1 projecting push, red 1 central pilot light block, white	1	1	White "I" White "0"	Green Red	24	XB5AW73731B5	0.066/*0.146*
						120	XB5AW73731G5	0.066/*0.146*
						240	XB5AW73731M5	0.066/*0.146*
Heads only *(5)*								
	2 flush push, black 1 central pilot light, clear *(4)*			Unmarked Unmarked	White Black		ZB5AW7A1720	0.023/*0.051*
				Black "I" White "0"	White Black		ZB5AW7A1721	0.023/*0.051*
				Unmarked Unmarked	Green Red		ZB5AW7A3740	0.023/*0.051*
				White "I" White "0"	Green Red		ZB5AW7A3741	0.023/*0.051*
				Black "⬆" White "⇩"	Green Red		ZB5AW7A1724	0.023/*0.051*
				Black "+" Black "–"	White White		ZB5AW7A1715	0.023/*0.051*
				Without cap *(3)*			ZB5AW7A9	0.023/*0.051*
	1 flush push, black 1 projecting push, red 1 central pilot light, clear *(4)*			Unmarked Unmarked	Green Red		ZB5AW7L3740	0.023/*0.051*
				White "I" White "0"	Green Red		ZB5AW7L3741	0.023/*0.051*

(1) Recommended maximum number of contacts constituting the body (fixing collar and contact) associated with the head, see page 26 and 27.
(2) These caps are factory assembled and cannot be removed (risk of damage).
(3) Caps to be ordered separately.
(4) Color of centrally positioned pilot light determined by the color of the LED incorporated in the body sub-assembly.
(5) Only for use with bodies comprising a light source with Universal LED.

Control and signaling units Ø

Harmony XB5 plastic

Diameter 22 mm, multiple-headed pushbuttons, spring return

XB5AA731327

ZB5AA71124

Triple-headed pushbuttons *(1) (2)*

Screw clamp terminal connections (Schneider Electric anti-loosening system)

Shape of head	Description	Type of contact NO	Type of contact NC	Type of contact NO	Caps *(3)* Marking	Caps *(3)* Background color	Reference	Weight kg/*lb*
Complete units								
	2 flush push, black, 1 central projecting push, marked "Stop" in white	1	1	1	White "I" White "II"	Green Green	XB5AA731327	0.063/*0.139*
					Black "➡" White "⇦"	White Black	XB5AA711237	0.063/*0.139*
Heads only								
					White "⇧" White "⇩" Black "–"	Green Green White	ZB5AA73134	0.023/*0.051*
					Black "➡" White "⇦"	White Black	ZB5AA71123	0.023/*0.051*
					Black "⬆" White "⇩"	White Black	ZB5AA71124	0.023/*0.051*
					White "⇧" White "⇩"	Black Black	ZB5AA72124	0.023/*0.051*
					Without cap *(4)*		ZB5AA791	0.023/*0.051*

Specific accessories for multiple-headed pushbuttons

ZBA7235

ZBA7331

ZBA7432

ZBA709

Description	Marking	Background color	Sold in lots of	Reference	Weight kg/*lb*
Caps only for clip-on mounting *(5)* **on:** **- ZB5AA79 double-headed pushbuttons** **- ZB5AW7A9 double-headed pushbuttons + central pilot light block** **- ZB5AA791 triple-headed pushbuttons**	Unmarked	White	10	ZBA71	0.010/*0.022*
	"I" Black		10	ZBA7131	0.010/*0.022*
	"⬆" Black		10	ZBA7134	0.010/*0.022*
	"+" Black		10	ZBA7138	0.010/*0.022*
	Unmarked	Black	10	ZBA72	0.010/*0.022*
	"O" White		10	ZBA7232	0.010/*0.022*
	"⇩" White		10	ZBA7235	0.010/*0.022*
	"I" White		10	ZBA7237	0.010/*0.022*
	Unmarked	Green	10	ZBA73	0.010/*0.022*
	"I" White		10	ZBA7331	0.010/*0.022*
	"⇧" White		10	ZBA7335	0.010/*0.022*
	Unmarked	Red	10	ZBA74	0.010/*0.022*
	"O" White		10	ZBA7432	0.010/*0.022*
	Unmarked	Yellow	10	ZBA75	0.010/*0.022*
	Unmarked	Blue	10	ZBA76	0.010/*0.022*
Silicone boots for 2 flush push *(6)*	–	Clear	10	ZBA708	0.055/*0.121*
Silicone boots for 3 pushes *(6)*	–		10	ZBA709	0.055/*0.121*
Silicone boots for 1 flush push and 1 projecting push *(6)*	–		10	ZBA710	0.055/*0.121*

(1) Recommended maximum number of contacts constituting the body (fixing collar and contact) associated with the head, see page 26 and 27.
(2) Not compatible with high power switching contacts and contacts for printed circuit board.
(3) These caps are factory assembled and cannot be removed (risk of damage).
(4) Caps to be ordered separately, see accessories on this page.
(5) Can be clipped-in at 90° steps, through 360°.
(6) Can be replaced without dismantling the head.

Control and signaling units

Harmony XB5, plastic

Diameter 22 mm, mushroom head pushbuttons, spring return

XB5AC21

ZB5AC24

ZB5AC2

ZB5AR4

Mushroom head pushbuttons *(1) (2)*
Screw clamp terminal connections (Schneider Electric anti-loosening system)

Shape of head	Type of push	Type of contact NO	Type of contact NC	Push Diameter Ø mm/*in.*	Push Color	Reference	Weight kg/*lb*
Complete units							
	Mushroom head	1	–	40/*1.575*	Black	**XB5AC21** (ZB5AZ101 + ZB5AC2)	0.062/*0.137*
Heads only							
	Mushroom head			30/*1.181*	Black	**ZB5AC24**	0.027/*0.060*
					Green	**ZB5AC34**	0.027/*0.060*
					Red	**ZB5AC44**	0.027/*0.060*
					Yellow	**ZB5AC54**	0.027/*0.060*
					Blue	**ZB5AC64**	0.027/*0.060*
				40/*1.575*	Black	**ZB5AC2**	0.046/*0.101*
					Green	**ZB5AC3**	0.046/*0.101*
					Red	**ZB5AC4**	0.046/*0.101*
					Yellow	**ZB5AC5**	0.046/*0.101*
					Blue	**ZB5AC6**	0.046/*0.101*
				60/*2.362*	Black	**ZB5AR2**	0.065/*0.143*
					Green	**ZB5AR3**	0.065/*0.143*
					Red	**ZB5AR4**	0.065/*0.143*
					Yellow	**ZB5AR5**	0.065/*0.143*
					Blue	**ZB5AR6**	0.065/*0.143*

(1) These pushbuttons and heads cannot be used for an Emergency stop function. Therefore, it is recommended that a legend with a black or white background is used.
(2) Recommended maximum number of contacts constituting the body (fixing collar and contact) associated with the head, see page 26 and 27.

Control and signaling units

Harmony XB5, plastic

Diameter 22 mm, mushroom head pushbuttons, latching

ZB5AT2

ZB5AS62

ZB5AS72

ZB5AW733

Mushroom head pushbuttons *(1) (2)*

Shape of head	Type of reset	Push Diameter Ø mm/*in.*	Color	Reference	Weight kg/*lb*
Heads only					
	Push-pull	30/*1.181*	Black	ZB5AT24	0.044/*0.097*
		40/*1.575*	Black	ZB5AT2	0.049/*0.108*
		60/*2.362*	Black	ZB5AX2	0.067/*0.148*
	Turn to release	30/*1.181*	Black	ZB5AS42	0.040/*0.088*
		40/*1.575*	Black	ZB5AS52	0.044/*0.097*
		40/*1.575*	Yellow	ZB5AS55	0.044/*0.097*
		60/*2.362*	Black	ZB5AS62	0.064/*0.141*
	Key release (key 455) (2 keys included with head) *(3) (4)*	30/*1.181*	Black	ZB5AS72	0.040/*0.088*
		40/*1.575*	Black	ZB5AS12	0.044/*0.097*

Illuminated mushroom head pushbuttons *(2)*

Shape of head	Type of reset	Push Diameter Ø mm/*in.*	Color	Reference	Weight kg/*lb*
Heads only *(5)*					
	Turn to release	40/*1.575*	White	ZB5AW713	0.022/*0.049*
			Green	ZB5AW733	0.022/*0.049*
			Orange	ZB5AW753	0.022/*0.049*
			Blue	ZB5AW763	0.022/*0.049*

(1) These pushbuttons and heads cannot be used for an Emergency stop function. Therefore, it is recommended that a legend with a black or white background is used.
(2) Recommended maximum number of contacts constituting the body (fixing collar and contact) associated with the head, see page 26 and 27.
(3) For specific keys, please contact our Customer Care Center.
(4) The symbol indicates key withdrawal position(s).
(5) Only for use with bodies comprising a light source with Universal LED.

Control and signaling units

Harmony XB5, plastic

Diameter 22 mm, Emergency stop and Emergency switching off functions

Emergency stop and Emergency switching off functions conforming to EN/IEC 60204-1, 60364-5-53, EN/ISO 13850, and Machinery Directive 2006/42/EC

Emergency stop function: Mushroom head Emergency stop trigger action and mechanical latching pushbuttons conform to standards EN/IEC 60204-1 and EN/ISO 13850, Machinery Directive 2006/42/EC, and standard EN/IEC 60947-5-5.
Emergency switching off function: Mushroom head switching off mechanical latching pushbuttons conform to standards IEC 60364-5-53 and EN/IEC 60947-5-5.
Please contact our Customer Care Center for an explanation of these standards and directives.

XB5AT845

XB5AS8445

XB5AS9445

ZB5AT84

ZB5AS844

ZB5AS834

ZB5AS934

Emergency stop and switching off pushbuttons with trigger action and mechanical latching *(1) (2)*

Screw clamp terminal connections (Schneider Electric anti-loosening system)

Shape of head	Type of reset	Type of contact NO	NC	NC MC(6)	Push Diameter Ø mm/*in.*	Color	Reference	Weight kg/*lb*
Complete units								
	Push-pull	–	1	–	40/*1.575*	Red	**XB5AT842** (ZB5AZ102 + ZB5AT84)	0.065/*0.143*
		1	1	–	40/*1.575*	Red	**XB5AT845** (ZB5AZ105 + ZB5AT84)	0.076/*0.168*
	Turn to release	–	–	1	40/*1.575*	Red	**XB5AS8446** (ZBE302+ZB5AZ009+ZB5AS844)	0.063/*0.138*
		–	1	–	40/*1.575*	Red	**XB5AS8442** (ZB5AZ102 + ZB5AS844)	0.060/*0.132*
		1	1	–	40/*1.575*	Red	**XB5AS8445** (ZB5AZ105 + ZB5AS844)	0.072/*0.159*
		–	2	–	40/*1.575*	Red	**XB5AS8444** (ZB5AZ104 + ZB5AS844)	0.072/*0.159*
		–	1	1	40/*1.575*	Red	**XB5AS84462** (ZBE302+ZB5AZ102+ZB5AS844)	0.075/*0.165*
	Key release (key 455)*(3)*	–	1	–	40/*1.575*	Red	**XB5AS9442** (ZB5AZ102 + ZB5AS944)	0.075/*0.165*
		1	1	–	40/*1.575*	Red	**XB5AS9445** (ZB5AZ105 + ZB5AS944)	0.112/*0.247*
Heads only								
	Push-pull				30/*1.181*	Red	**ZB5AT844**	0.049/*0.108*
					40/*1.575*	Red	**ZB5AT84**	0.049/*0.108*
					60/*2.362*	Red	**ZB5AX84**	0.067/*0.148*
	Turn to release				30/*1.181*	Red	**ZB5AS834**	0.042/*0.002*
					40/*1.575*	Red	**ZB5AS844** *(5)*	0.046/*0.002*
	Key release (key 455) (2 keys included with head) *(3)(4)*				30/*1.181*	Red	**ZB5AS934**	0.068/*0.003*
					40/*1.575*	Red	**ZB5AS944**	0.071/*0.003*
					60/*2.362*	Red	**ZB5AS964**	0.092/*0.004*
	Key release (key 4A185) *(4)*				40/*1.575*	Red	**ZB5AS944D**	0.071/*0.003*

(1) For recommended maximum number of contacts constituting the body (fixing collar and contact) associated with the head, see page 26 and 27.
(2) It is recommended that a legend or yellow background is used.
(3) The symbol indicates key withdrawal position(s).
(4) For specific keys, please contact our Customer Care Center.
(5) To order a pushbutton head of Ø 60 mm/2.364 mm, replace the last 2 digits of the commercial reference with "64", example ZB5AS844 becomes ZB5AS864.
(6) NC contact block with monitoring dedicated for Emergency stop head only.

Control and signaling units

Harmony XB5, plastic

Diameter 22 mm, Illuminated rings for Emergency stop

ZBY9W2B330

ZBY9W3B140

Illuminated rings for Emergency stop *(1)*

Description	Marking	Signaling	Supply voltage	Color	Sold in lots of	Reference	Weight kg/*lb*
Ø 60 mm/*2.362 in.* illuminated ring for Emergency stop	EMERGENCY STOP	Fixed, red	24 V ⎓	Yellow	1	ZBY9W2B330	0.031/*0.068*
	ARRET D'URGENCE	Fixed, red	24 V ⎓	Yellow	1	ZBY9W2B130	0.031/*0.068*
	NOT HALT	Fixed, red	24 V ⎓	Yellow	1	ZBY9W2B230	0.031/*0.068*
	PARADA DE EMERGENCIA	Fixed, red	24 V ⎓	Yellow	1	ZBY9W2B430	0.031/*0.068*
	ARRESTO DI EMERGENZA	Fixed, red	24 V ⎓	Yellow	1	ZBY9W2B630	0.031/*0.068*
	-	Fixed, red	24 V ⎓	Yellow	1	ZBY9W2B140	0.031/*0.068*
	EMERGENCY STOP	Fixed, red	120 V ∿	Yellow	1	ZBY9W2G330	0.031/*0.068*
	ARRET D'URGENCE	Fixed, red	120 V ∿	Yellow	1	ZBY9W2G130	0.031/*0.068*
	NOT HALT	Fixed, red	120 V ∿	Yellow	1	ZBY9W2G230	0.031/*0.068*
	PARADA DE EMERGENCIA	Fixed, red	120 V ∿	Yellow	1	ZBY9W2G430	0.031/*0.068*
	ARRESTO DI EMERGENZA	Fixed, red	120 V ∿	Yellow	1	ZBY9W2G630	0.031/*0.068*
	-	Fixed, red	120 V ∿	Yellow	1	ZBY9W2G140	0.031/*0.068*
	EMERGENCY STOP	Fixed, red	230 V ∿	Yellow	1	ZBY9W2M330	0.031/*0.068*
	ARRET D'URGENCE	Fixed, red	230 V ∿	Yellow	1	ZBY9W2M130	0.031/*0.068*
	NOT HALT	Fixed, red	230 V ∿	Yellow	1	ZBY9W2M230	0.031/*0.068*
	PARADA DE EMERGENCIA	Fixed, red	230 V ∿	Yellow	1	ZBY9W2M430	0.031/*0.068*
	ARRESTO DI EMERGENZA	Fixed, red	230 V ∿	Yellow	1	ZBY9W2M630	0.031/*0.068*
	-	Fixed, red	230 V ∿	Yellow	1	ZBY9W2M140	0.031/*0.068*
	EMERGENCY STOP	Fixed, red + white	24 V ⎓	Yellow	1	ZBY9W3B330	0.031/*0.068*
	ARRET D'URGENCE	Fixed, red + white	24 V ⎓	Yellow	1	ZBY9W3B130	0.031/*0.068*
	NOT HALT	Fixed, red + white	24 V ⎓	Yellow	1	ZBY9W3B230	0.031/*0.068*
	PARADA DE EMERGENCIA	Fixed, red + white	24 V ⎓	Yellow	1	ZBY9W3B430	0.031/*0.068*
	ARRESTO DI EMERGENZA	Fixed, red + white	24 V ⎓	Yellow	1	ZBY9W3B630	0.031/*0.068*
	-	Fixed, red + white	24 V ⎓	Yellow	1	ZBY9W3B140	0.031/*0.068*

ZBY9W2B501

Illuminated ring without legend for customization *(use with ZBY9W101)*

Description	Marking	Signaling	Supply voltage	Color	Sold in lots of	Reference	Weight kg/*lb*
Ø 60 mm/*2.362 in.*, can be used with all Ø 22 mm/*0.866 in.* heads	No marking	Fixed, red	24 V ⎓	-	1	ZBY9W2B501	0.015/*0.033*
		Fixed, red + white	24 V ⎓	-	1	ZBY9W3B501	0.016/*0.035*

ZBY9W101

Customizable circular legend for illuminated ring without legend *(2)*

Description	Reference	Weight kg/*lb*
Ø 60 mm/*2.362 in.*	ZBY9W101	0.004/*0.009*

ZBY9W2B101

Illuminated rings for mushroom head pushbuttons

Description	Marking	Signaling	Supply voltage	Color	Sold in lots of	Reference	Weight kg/*lb*
Ø 60 mm/*2.362 in.* illuminated ring	-	Fixed, red	24 V ⎓	Yellow	1	**ZBY9W2B101**	0.031/*0.068*
	-	Fixed, red	120 V ∿	Yellow	1	**ZBY9W2G101**	0.031/*0.068*
	-	Fixed, red	230 V ∿	Yellow	1	**ZBY9W2M101**	0.031/*0.068*
	-	Fixed, red + white	24 V ⎓	Yellow	1	**ZBY9W3B101**	0.031/*0.068*

(1) For compliance with standard EN/ISO 13850, paragraph 4.4.6, the Emergency Stop function logo has been added.
(2) To create customized marking on this reference using the web customization tool, see page 43.

Control and signaling units

Harmony XB5, plastic

Diameter 22 mm, Emergency stop and Emergency switching off functions
Circular yellow legends for Emergency stop

ZBY9121

ZBY9420

Circular yellow legends for Emergency stop *(1)*

Description	Marking	Signaling	Supply voltage	Color	Sold in lots of	Reference	Weight kg/*lb*
Ø 60 mm/*2.362 in.* legend for Emergency stop function	-	-	-	Yellow	5	ZBY9121	0.007/*0.015*
	EMERGENCY STOP	-	-	Yellow	5	ZBY9320	0.007/*0.015*
	ARRET D'URGENCE	-	-	Yellow	5	ZBY9120	0.007/*0.015*
	NOT HALT	-	-	Yellow	5	ZBY9220	0.007/*0.015*
	PARADA DE EMERGENCIA	-	-	Yellow	5	ZBY9420	0.007/*0.015*
	ARRESTO DI EMERGENZA	-	-	Yellow	5	ZBY9620	0.007/*0.015*

Emergency stop and Emergency switching off functions conforming to EN/IEC 60204-1, 60364-5-53, EN/ISO 13850, and Machinery Directive 2006/42/EC

Emergency stop function: Mushroom head Emergency stop trigger action and mechanical latching pushbuttons conform to standards EN/IEC 60204-1 and EN/ISO 13850, Machinery Directive 2006/42/EC, and standard EN/IEC 60947-5-5.
Emergency switching off function: Mushroom head switching off mechanical latching pushbuttons conform to standards IEC 60364-5-53 and EN/IEC 60947-5-5.
Please contact our Customer Care Center for an explanation of these standards and directives.

XB5AS84W3B5

ZB5AS84W2B

Illuminated and non illuminated Emergency stop and Emergency switching off pushbuttons with trigger action and mechanical latching

Shape of head	Type of reset	Signaling type	Type of contact NO	Type of contact NC	Supply voltage V	Diameter Ø mm/*in.*	Color of the push	Reference	Weight kg/*lb*
Complete units									
	Turn to release	**Fixed white + fixed red, bi-color**	1	1	24 ⎓	60/*2.362*	Red	XB5AS84W3B5	0.107/*0.236*
			1	2	24 ⎓	60/*2.362*	Red	XB5AS84W3B41	0.117/*0.258*
Heads only									
	Turn to release	–			–	60/*2.362*	Red	ZB5AS84W00	0.055/*0.121*
		Fixed, red			24 ⎓	60/*2.362*	Red	ZB5AS84W2B	0.055/*0.121*
		Fixed, red			120 ∿	60/*2.362*	Red	ZB5AS84W2G	0.055/*0.121*
		Fixed, red			230 ∿	60/*2.362*	Red	ZB5AS84W2M	0.055/*0.121*
		Fixed white + fixed red, bi-color			24 ⎓	60/*2.362*	Red	ZB5AS84W3B	0.055/*0.121*

ZBY8L330

Circular yellow legends for Emergency stop ZB5AS84W●● *(1)*

Description	Marking	Color	Sold in lots of	Reference	Weight kg/*lb*
Ø 90 mm/*1.181 in.* legend for Emergency stop function	EMERGENCY STOP	Yellow	10	ZBY8L330	0.055/*0.121*
	–	Yellow	10	ZBY8L140	0.055/*0.121*

(1) For compliance with standard EN/ISO 13850, paragraph 4.4.6, the Emergency Stop function logo has been added.

Control and signaling units

Harmony XB5, plastic

Diameter 22 mm, Emergency stop and Emergency switching off functions
Circular yellow legends for Emergency stop

Emergency stop and Emergency switching off functions conforming to EN/IEC 60204-1, 60364-5-53, EN/ISO 13850, and Machinery Directive 2006/42/EC

Emergency stop function: Mushroom head Emergency stop trigger action and mechanical latching pushbuttons conform to standards EN/IEC 60204-1 and EN/ISO 13850, Machinery Directive 2006/42/EC, and standard EN/IEC 60947-5-5.
Emergency switching off function: Mushroom head switching off mechanical latching pushbuttons conform to standards IEC 60364-5-53 and EN/IEC 60947-5-5.
Please contact our Customer Care Center for an explanation of these standards and directives.

ZB5AT8643M

Illuminated Emergency stop and Emergency switching off functions, mechanical latching pushbuttons with mechanical state indicator *(1)*
For elevator inspection box applications

Shape of head	Type of reset	Push Diameter Ø mm/*in.*	Push Color	Unit reference	Weight kg/*lb*
Heads only *(2)*					
	Push-pull *(1)(3)* For Emergency stop and Emergency switching off function	40/*1.575*	Red	ZB5AT8643M	0.034/*0.075*

ZB5AT8643M330

Description	Conforming to standards	Marking on yellow background	Sold in lots of	Reference	Weight kg/*lb*
Illuminated Emergency stop function ZB5AT8643M with Ø 60mm/*2.362 in.* legend plate	EN/IEC 60204-1 and EN/ISO 13850	-	10	ZB5AT8643M140	0.034/*0.075*
		ARRET D'URGENCE	10	ZB5AT8643M130	0.034/*0.075*
		EMERGENCY STOP	10	ZB5AT8643M330	0.034/*0.075*
		NOT HALT	10	ZB5AT8643M230	0.034/*0.075*
		PARADA DE EMERGENCIA	10	ZB5AT8643M430	0.034/*0.075*
		ARRESTO DI EMERGENZA	10	ZB5AT8643M630	0.034/*0.075*

ZB5AW743

Illuminated Emergency switching off function only, mechanical latching pushbuttons
Screw clamp terminal connections (Schneider Electric anti-loosening system)

Shape of head	Type of reset	Push Diameter Ø mm/*in.*	Push Color	Reference	Weight kg/*lb*
	Turn to release	40/*1.575*	Red	ZB5AW743	0.022/*0.049*

ZBY9360

Circular yellow legends for ZB5AW743

Diameter mm/*in.*	Conforming to standards	Marking on yellow background	Sold in lots of	Reference	Weight kg/*lb*
Used for "Emergency switching off" function					
60/*2.362*	EN/IEC 60204-1	–	10	ZBY9101	0.004/*0.009*
		COUPURE D'URGENCE	10	ZBY9160	0.004/*0.009*
		EMERGENCY SWITCHING OFF	10	ZBY9360	0.004/*0.009*
		NOT-AUS	10	ZBY9260	0.004/*0.009*
90/*3.543*	EN/IEC 60204-1	–	10	ZBY8101	0.008/*0.018*
		COUPURE D'URGENCE	10	ZBY8160	0.008/*0.018*

(1) For recommended maximum number of contacts constituting the body (fixing collar and contact) associated with the head, see page 26 and 27.
(2) For use with bodies comprising a light source with Universal LED only.
(3) Cannot be used with metal guards ZBZ160●.

Control and signaling units

Harmony XB5, plastic

Diameter 22 mm, Emergency stop and Emergency switching off functions
Circular yellow legends for Emergency stop

Emergency stop and Emergency switching off functions conforming to EN/IEC 60204-1, 60364-5-53, EN/ISO 13850, and Machinery Directive 2006/42/EC

Emergency stop function: Mushroom head Emergency stop trigger action and mechanical latching pushbuttons conform to standards EN/IEC 60204-1 and EN/ISO 13850, Machinery Directive 2006/42/EC, and standard EN/IEC 60947-5-5.
Emergency switching off function: Mushroom head switching off mechanical latching pushbuttons conform to standards IEC 60364-5-53 and EN/IEC 60947-5-5.
Please contact our Customer Care Center for an explanation of these standards and directives.

XB5AS84449

XB5AS86449B4

Emergency stop with monitoring contacts, trigger action, and mechanical latching
Screw clamp terminal connection

Shape of head	Type of reset	Type of contact NO	Type of contact NC	Supply voltage V	Push Diameter Ø mm/*in.*	Push Color	Reference	Weight kg/*lb*
Non-illuminated								
	Push-pull and Turn to release	1	2	–	40/*1.575*	Red	XB5AS84449	0.090/*0.198*
Illuminated (red)								
	Push-pull and Turn to release	1	2	24 ⎓	40/*1.575*	Red	XB5AS86449B4	0.094/*0.207*

Circular yellow legends for Emergency stop XB5AS84449 or XB5AS86449B4

Description	Marking	Color	Sold in lots of	Reference	Weight kg/*lb*
Ø 60 mm/ *2.362 in.* legend for Emergency stop function	-	Yellow	5	ZBY9141	0.007/*0.015*
	EMERGENCY STOP	Yellow	5	ZBY9142	0.007/*0.015*

ZBY9142

Control and signaling units

Harmony XB5, plastic

Diameter 22 mm, Illuminated rings and circular yellow legends for mushroom head pushbuttons

ZBY9320

ZBY9360

Circular yellow legends for mushroom head pushbuttons *(1)*

Used for "Emergency stop" function *(1)*

Diameter mm/*in.*	Conforming to standards	Marking on yellow background	Sold in lots of	Reference	Weight kg/*lb*
60/***2.363***	EN/IEC 60204-1	-	5	ZBY9121	0.007/*0.015*
		EMERGENCY STOP	5	ZBY9320	0.007/*0.015*
		ARRET D'URGENCE	5	ZBY9120	0.007/*0.015*
		NOT-HALT	5	ZBY9220	0.007/*0.015*
		PARADA DE EMERGENCIA	5	ZBY9420	0.007/*0.015*
		ARRESTO DI EMERGENZA	5	ZBY9620	0.007/*0.015*
90/***3.543***	EN/IEC 60204-1 and EN/ISO 13850	ARRET D'URGENCE	10	ZBY8130	0.008/*0.018*
		EMERGENCY STOP	10	ZBY8330	0.008/*0.018*
		NOT-HALT	10	ZBY8230	0.008/*0.018*
		PARADA DE EMERGENCIA	10	ZBY8430	0.008/*0.018*
		ARRESTO DE EMERGENZA	10	ZBY8630	0.008/*0.018*

(1) For compliance with standard EN/ISO 13850, paragraph 4.4.6, the Emergency Stop function logo has been added.

Control and signaling units

Harmony XB5, plastic

Diameter 22 mm, Accessories for pushbuttons

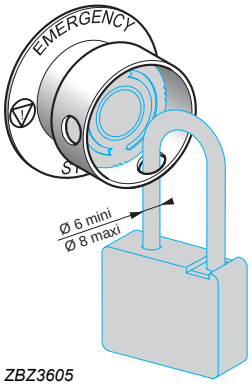

ZBZ3605

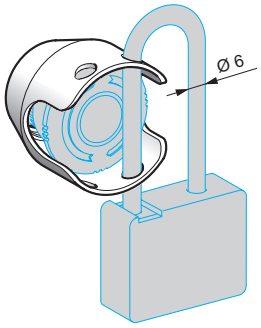

ZBZ160●

ZBZ1605

ZBY9330T

Accessories for mushroom head pushbuttons *(5)*

Description	Exclusive use with the following Ø 40 mm/*1.575 in.* trigger action pushbuttons	Color	Reference	Weight kg/*lb*
Padlocking kit *(1) (2)* for Emergency stop *(3)* and Emergency switching off function *(4)*, (padlockable)	XB5AS844● XB5AS944● ZB5AS844 ZB5AS944●	Yellow	ZBZ3605	0.045/*0.099*
Metal guards for Emergency stop function, padlockable *(2)*	XB5AT8● XB5AS8● XB5AS9● ZB5AT8● ZB5AS8● ZB5AS9●	Chromium plated	ZBZ1600	0.046/*0.101*
		Black	ZBZ1602	0.046/*0.101*
		Red	ZBZ1604	0.046/*0.101*
		Yellow	ZBZ1605	0.046/*0.101*
		Blue	ZBZ1606	0.046/*0.101*

Description	Marking	Color	Reference	Weight kg/*lb*
Ø 60 mm/*2.363 in.* legend for padlocking device ZBZ3605 for Emergency stop function *(3)*	-	Yellow	ZBY9140T	0.004/*0.009*
	ARRET D'URGENCE	Yellow	ZBY9130T	0.004/*0.009*
	EMERGENCY STOP	Yellow	ZBY9330T	0.004/*0.009*
	NOT-HALT	Yellow	ZBY9230T	0.004/*0.009*

(1) No isolation function is possible when this guard is fitted.
*(2) Standard circular legends are not compatible with this product. Use special legends **ZBY9●●●T**.*
(3) For conformity with standards EN/IEC 60204-1 and EN/ISO 13850.
(4) For conformity with standard EN/IEC 60204-1.
(5) To add customized markings on these references using the web customization tool, see page 5.

Control and signaling units

Harmony XB5, plastic

Diameter 22 mm, Accessories for pushbuttons

ZBY9330M

Circular yellow legends for metal guard ZBZ16●● *(1)*

Description	Marking	Color	Sold in lots of	Reference	Weight kg/*lb*
For Emergency stop function					
Ø 60 mm/*2.362 in.* legend for metal guard ZBZ16●●	Without	Yellow	10	ZBY9140M	0.004/*0.009*
	ARRET D'URGENCE	Yellow	10	ZBY9130M	0.004/*0.009*
	EMERGENCY STOP	Yellow	10	ZBY9330M	0.004/*0.009*
	NOT-HALT	Yellow	10	ZBY9230M	0.004/*0.009*
	PARADA DE EMERGENZA	Yellow	10	ZBY9430M	0.004/*0.009*
	NOODSTOP	Yellow	10	ZBY9530M	0.004/*0.009*
	ARRESTO DI EMERGENZA	Yellow	10	ZBY9630M	0.004/*0.009*
	NODSTOPP	Yellow	10	ZBY9730M	0.004/*0.009*
	NODSTOP	Yellow	10	ZBY9830M	0.004/*0.009*
For Emergency switching off function					
Ø 60 mm/*2.362 in.* legend for metal guard ZBZ16●●	Without	Yellow	10	ZBY9101M	0.004/*0.009*
	COUPURE D'URGENCE	Yellow	10	ZBY9160M	0.004/*0.009*
	EMERGENCY SWITCHING OFF	Yellow	10	ZBY9360M	0.004/*0.009*
	NOT-AUS	Yellow	10	ZBY9260M	0.004/*0.009*
	DESCONEXION DE EMERGENCIA	Yellow	10	ZBY9460M	0.004/*0.009*

ZBY9360M

(1) To add customized markings on these references using the web customization tool, see page 5.

Control and signaling units

Harmony XB5, plastic

Diameter 22 mm, Accessories for pushbuttons
Bellows for harsh environment

ZBZ2102

ZB4BZ1905

ZB4BZ2005

ZB4BZ64

ZBZ58

Other accessories

Description	For use with	Color		Reference	Weight kg/*lb*
Plastic guard	Selector switches and key switches	Black		ZBZ2102	0.005/*0.011*
	Emergency stop and Emergency switching off function	Yellow	Round guard 63.5 mm/*2.5 in.*	ZB4BZ1905	0.042/*0.093*
		Yellow	Round guard 76.2 mm/*3.0 in.*	ZB4BZ2105	0.058/*0.128*
		Yellow	Narrow flange guard	ZB4BZ2005	0.032/*0.071*
Padlockable flaps	Flush type pushbuttons	Black		ZB4BZ62	0.076/*0.168*
		Red		ZB4BZ64	0.076/*0.168*
		Yellow		ZB4BZ65	0.076/*0.168*
		Blue		ZB4BZ66	0.076/*0.168*

Description	Material	For use with	Color	Sold in lots of	Unit reference	Weight kg/*lb*
Bellows seals for harsh environments (environments subject to humidity, dust, high-pressure cleaning, etc.) *(1)*	Silicone	Other functions	Black	2	ZBZ28	0.009/*0.020*
		Emergency stop/ switching off function	Yellow	2	ZBZ58	0.009/*0.020*

Description	Application	Sold in lots of	Unit reference	Weight kg/*lb*
Boot for contact block ZBE10● and ZBE10●3 *(2)*	For protection against dusty environment	1	ZBZ60	0.098/*0.216*

*(1) Only when mounted on control stations. Use legends **ZBY9●●●T**.*

(2) Restriction on use: Refer to the product instruction sheet on the Schneider Electric website, Harmony XB5 page.

Control and signaling units

Harmony XB5, plastic

Diameter 22 mm, General safe stops
Bellows for harsh environments

General safe stops

General safe stops are used to stop the operation of a machine in a safe manner. These devices cannot be used as an Emergency stop and must not be associated with a yellow background. General safe stops comprise a yellow bezel and black head.

ZB5AS842Y

Shape of head	Type of reset	Push		Reference	Weight kg/*lb*
		Diameter Ø mm/*in.*	Color		
	Turn to release	40/*1.575*	Black	ZB5AS842Y	0.046/*0.101*

ZBZ58

Bellows for harsh environments *(2)*						
Description	Material	For use with	Color	Sold in lots of	Unit reference	Weight kg/*lb*
For use in environments subject to humidity, dust, high pressure cleaning, etc.	Silicone	Other functions	Black	2	ZBZ28	0.009/*0.020*
		Emergency stop/switching off function	Yellow	2	ZBZ58	0.009/*0.020*

(1) Not compatible with Ø 30 mm/1.181 in. pushbuttons.

Control and signaling units

Harmony XB5 plastic

Diameter 22 mm, Large head pushbuttons with integrated bellows

ZB5AC680

ZB5AC48021

ZBZ1902

ZBZ60

Pushbuttons with integrated bellows

Shape of head	Color of push	Marking Text (color)	Reference	Weight kg/*lb*
Heads only, Ø 37 mm without marking				
Flush	White	–	ZB5AC180	0.024/*0.053*
	Black	–	ZB5AC280	0.024/*0.053*
	Green	–	ZB5AC380	0.024/*0.053*
	Red	–	ZB5AC480	0.024/*0.053*
	Yellow	–	ZB5AC580	0.024/*0.053*
	Blue	–	ZB5AC680	0.024/*0.053*
Heads only, Ø 37 mm with marking *(1)*				
Flush	Red	"O" (white)	ZB5AC48021	0.024/*0.053*
	Green	"I" (white)	ZB5AC38023	0.024/*0.053*
	Black	"🔔" (white)	ZB5AC28001	0.024/*0.053*

Accessories

Description	Function	Reference	Weight kg/*lb*
Protective guard in plastic	Protection against accidental operation	ZBZ1902 *(2)*	0.010/*0.022*
Boot for contact block ZBE10●, ZBE10●3, and ZBE50● *(3)*	Protection against liquid and dust ingress	ZBZ60	0.098/ *0.216*
Other Version	Customization with marking at your choice (texts or symbols) Rotation of head for horizontal mounting of the contact block (1) Please contact our Customer Care Centre.		

(1) Heads are fixed relative to the position of the contact blocks: contact blocks are normally used in the "vertical" position. It is necessary to order an alternative head with the symbol rotated by 90° in order to mount the contact block in the "horizontal" position. Please add the suffix "RA" at the end of the product reference for alternative heads of your choice.

(2) For heads with the RA suffix (ZB4BC●●●●RA) used with a guard, it is necessary to order the dedicated guard ZBZ1902RA.

(3) Restriction for use: refer to the product instruction sheet on www.schneider-electric.com.

Control and signaling units

Harmony XB5, plastic

Diameter 22 mm Pushbuttons, push-push

ZB5AH03C0

ZB5AH04

ZB5AH4C0

ZB5AH083

ZB5AH063C0

Pushbuttons with flush push *(1)*

Shape of head	Type of push	Color of push	Reference For black bezel	Reference For gray bezel	Weight kg/*lb*
Heads only, circular					
	Flush	White	ZB5AH01	ZB5AH01C0	0.018/*0.040*
		Black	ZB5AH02	ZB5AH02C0	0.018/*0.040*
		Green	ZB5AH03	ZB5AH03C0	0.018/*0.040*
		Red	ZB5AH04	ZB5AH04C0	0.018/*0.040*
		Yellow	ZB5AH05	ZB5AH05C0	0.018/*0.040*
		Blue	ZB5AH06	ZB5AH06C0	0.018/*0.040z*

Pushbuttons with projecting push *(1)*

Shape of head	Type of push	Color of push	Reference For black bezel	Reference For gray bezel	Weight kg/*lb*
Heads only, circular					
	Projecting	White	ZB5AH1	ZB5AH1C0	0.018/*0.040*
		Black	ZB5AH2	ZB5AH2C0	0.018/*0.040*
		Green	ZB5AH3	ZB5AH3C0	0.018/*0.040*
		Red	ZB5AH4	ZB5AH4C0	0.018/*0.040*
		Yellow	ZB5AH5	ZB5AH5C0	0.018/*0.040*
		Blue	ZB5AH6	ZB5AH6C0	0.018/*0.040*

Illuminated pushbuttons with flush push *(1)*

Shape of head	Type of push	Color of push	Reference For black bezel	Reference For gray bezel	Weight kg/*lb*
Heads only, circular *(2) (3)*					
	Projecting	White	ZB5AH013	ZB5AH013C0	0.017/*0.037*
		Green	ZB5AH033	ZB5AH033C0	0.017/*0.037*
		Red	ZB5AH043	ZB5AH043C0	0.018/*0.040*
		Orange	ZB5AH053	ZB5AH053C0	0.017/*0.037*
		Blue	ZB5AH063	ZB5AH063C0	0.017/*0.037*
		Yellow	ZB5AH083	ZB5AH083C0	0.017/*0.037*

Illuminated pushbuttons with projecting push *(1)*

Shape of head	Type of push	Color of push	Reference For black bezel	Reference For gray bezel	Weight kg/*lb*
Heads only, circular *(2) (3)*					
	Projecting	White	ZB5AH13	ZB5AH13C0	0.017/*0.037*
		Green	ZB5AH33	ZB5AH33C0	0.017/*0.037*
		Red	ZB5AH43	ZB5AH43C0	0.017/*0.037*
		Orange	ZB5AH53	ZB5AH53C0	0.017/*0.037*
		Blue	ZB5AH63	ZB5AH63C0	0.017/*0.037*
		Yellow	ZB5AH83	ZB5AH83C0	0.017/*0.037*

(1) For recommended maximum number of contacts constituting the body (fixing collar and contact) associated with the head, see page 26 and 27 .
(2) For use with bodies comprising a light source with universal LED only.
(3) To add customized markings on these references using the web customization tool, see page 5.

Control and signaling units

Harmony XB5, plastic

Diameter 22 mm Pushbuttons, “push-turn to release”

ZB5AF

ZB5AF351

Pushbuttons with key-operated push *(1)*

Shape of head	Type of push	Marking	Reference	Weight kg/*lb*
Heads only				
	Knurled without cap *(2)*	–	ZB5AF	0.027/*0.060*
	Knurled with marked cap	↑ (white on black background)	ZB5AF351	0.030/*0.066*

(1) For recommended maximum number of contacts constituting the body (fixing collar and contact) associated with the head, see page 26 and 27.
(2) Colored caps to be ordered separately, see page 68 .

Control and signaling units

Harmony XB5, plastic

Diameter 22 mm selector switches with standard handle

XB5AD33

XB5AD33C0

ZB5AD2

ZB5AD204

Selector switches with standard handle *(1)*
Screw clamp terminal connections (Schneider Electric anti-loosening system)

Shape of head	Type of operator	Type of contact NO	Type of contact NC	Positions Number	Positions Type		Reference For black bezel	Reference For gray bezel	Weight kg/*lb*
Complete units *(2)*									
	Standard handle, black	1	–	2-position 90°	Stay put		XB5AD21 *(3)* (ZB5AZ101 + ZB5AD2)	XB5AD21C0 (ZB5AZ101 + ZB5AD2C0)	0.043/*0.095*
		1	–		Spring return from right to left		XB5AD41 (ZB5AZ101 + ZB5AD4)	XB5AD41C0 (ZB5AZ101 + ZB5AD4C0)	0.046/*0.101*
		1	1		Stay put		XB5AD25 (ZB5AZ105 + ZB5AD2)	XB5AD25C0 (ZB5AZ105 + ZB5AD2C0)	0.043/*0.095*
		2	–	3-position ± 45°	Stay put		XB5AD33 (ZB5AZ103 + ZB5AD3)	XB5AD33C0 (ZB5AZ103 + ZB5AD3C0)	0.043/*0.095*
					Spring return to center		XB5AD53 (ZB5AZ103 + ZB5AD5)	XB5AD53C0 (ZB5AZ103 + ZB5AD5C0)	0.043/*0.095*
Heads only *(2)*									
	Standard handle, black			2-position 90°	Stay put		ZB5AD2	ZB5AD2C0	0.017/*0.037*
					Spring return from right to left		ZB5AD4	ZB5AD4C0	0.020/*0.044*
				3-position ± 45°	Stay put		ZB5AD3	ZB5AD3C0	0.017/*0.037*
					Spring return to center		ZB5AD5	ZB5AD5C0	0.017/*0.037*
					Spring return from left to center		ZB5AD7	ZB5AD7C0	0.017/*0.037*
					Spring return from right to center		ZB5AD8	ZB5AD8C0	0.017/*0.037*
Heads only with other colored handles *(2)*									
	Standard handle, white				Add suffix **01** to the reference, for example: **ZB5AD201**				**ZB5AD201C0**
	Standard handle, green				Add suffix **03** to the reference, for example: **ZB5AD203**				**ZB5AD203C0**
	Standard handle, red				Add suffix **04** to the reference, for example: **ZB5AD204**				**ZB5AD204C0**
	Standard handle, yellow				Add suffix **05** to the reference, for example: **ZB5AD205**				**ZB5AD205C0**
	Standard handle, blue				Add suffix **06** to the reference, for example: **ZB5AD206**				**ZB5AD206C0**

(1) For recommended maximum number of contacts and sequence of contacts constituting the body (fixing collar and contact) associated with the head, see page 26 and 27.
(2) To add customized markings on these references using the web customization tool, see page 5.
(3) To order products with 1NO and 1NC contact, replace the last digit of the commercial reference with a 5, example: XB5AA21 becomes XB5AA25.

Control and signaling units

Harmony XB5, plastic

Diameter 22 mm selector switches with long handle

ZB5AJ●3

ZB5AJ●

Selector switches with long handle *(1)*
Screw clamp terminal connections (Schneider Electric anti-loosening system)

Shape of head	Type of operator	Type of contact NO	Type of contact NC	Positions Number	Positions Type		Reference For black bezel	Reference For gray bezel	Weight kg/*lb*
Complete units *(2)*									
	Long handle, black	1	–	2-position 90°	Stay put		**XB5AJ21 (ZB5AZ101 + ZB5AJ2)**	**XB5AJ21C0 (ZB5AZ101 + ZB5AJ2C0)**	0.043/*0.095*
		2	–	3-position ± 45°	Stay put		**XB5AJ33 (ZB5AZ103 + ZB5AJ3)**	**XB5AJ33C0 (ZB5AZ103 + ZB5AJ3C0)**	0.043/*0.095*
					Spring return to center		**XB5AJ53 (ZB5AZ103 + ZB5AJ5)**	**XB5AJ53C0 (ZB5AZ103 + ZB5AJ5C0)**	0.043/*0.095*
Heads only *(2)*									
	Long handle, black			2-position 90°	Stay put		**ZB5AJ2**	**ZB5AJ2C0**	0.017/*0.037*
					Spring return from right to left		**ZB5AJ4**	**ZB5AJ4C0**	0.020/*0.044*
				3-position ± 45°	Stay put		**ZB5AJ3**	**ZB5AJ3C0**	0.017/*0.037*
					Spring return to center		**ZB5AJ5**	**ZB5AJ5C0**	0.017/*0.037*
					Spring return from left to center		**ZB5AJ7**	**ZB5AJ7C0**	0.017/*0.037*
					Spring return from right to center		**ZB5AJ8**	**ZB5AJ8C0**	0.017/*0.037*

(1) For recommended maximum number of contacts and sequence of contacts constituting the body (fixing collar and contact) associated with the head, see page 26 and 27..
(2) To add customized markings on these references using the web customization tool, see page 5..

Control and signaling units

Harmony XB5, plastic

Diameter 22 mm Key switches

Key 455, 8D1, 421E, 458A, 520E, or 3131A

XB5AG●3

XB5AG03C0

ZB5AG2

ZB5AG3

Key switches *(1)*

Screw clamp terminal connections (Schneider Electric anti-loosening system)

Shape of head	Type of operator	Type of contact NO	Type of contact NC	Positions (2) Number	Positions (2) Type	Reference For black bezel	Reference For gray bezel	Weight kg/*lb*
Complete units *(4)*								
	Key switch with key 455	1	–	2-position 90°	Stay put	XB5AG21 (ZB5AZ101 + ZB5AG2)	XB5AG21C0 (ZB5AZ101 + ZB5AG2C0)	0.831/*1.832*
						XB5AG41 (ZB5AZ101 + ZB5AG4)	XB5AG41C0 (ZB5AZ101 + ZB5AG4C0)	0.831/*1.832*
					Spring return to left	XB5AG61 (ZB5AZ101 + ZB5AG6)	XB5AG61C0 (ZB5AZ101 + ZB5AG6C0)	0.870/*1.918*
		2	–	3-position ± 45°	Stay put	XB5AG03 (ZB5AZ103 + ZB5AG0)	XB5AG03C0 (ZB5AZ103 + ZB5AG0C0)	0.831/*1.832*
						XB5AG33 (ZB5AZ103 + ZB5AG3)	XB5AG33C0 (ZB5AZ103 + ZB5AG3C0)	0.831/*1.832*
Heads only *(4)*								
	Key switch with key 455 *(3)*			2-position 90°	Stay put	ZB5AG2	ZB5AG2C0	0.057/*0.126*
						ZB5AG02	–	0.057/*0.126*
						ZB5AG4	ZB5AG4C0	0.057/*0.126*
					Spring return from right to left	ZB5AG6	ZB5AG6C0	0.061/*0.134*
				3-position ± 45°	Stay put	ZB5AG0	ZB5AG0C0	0.057/*0.126*
						ZB5AG3	ZB5AG3C0	0.057/*0.126*
						ZB5AG5	–	0.057/*0.126*
						ZB5AG9	ZB5AG9C0	0.057/*0.126*
						ZB5AG09	–	0.057/*0.126*
					Spring return from left to center	ZB5AG1	–	0.057/*0.126*
					Spring return to center	ZB5AG7	ZB5AG7C0	0.057/*0.126*
					Spring return from right to center	ZB5AG8	–	0.057/*0.126*
						ZB5AG05	ZB5AG05C0	0.057/*0.126*
						ZB5AG08	ZB5AG08C0	0.057/*0.126*

(1) For recommended maximum number of contacts and sequence of contacts constituting the body (fixing collar and contact) associated with the head, see page 26 and 27.
(2) The symbol ⚿ indicates key withdrawal position(s).
(3) For specific keys, please contact our Customer Care Center.
(4) To add customized markings on these references using the web customization tool, see page 5.

Control and signaling units

Harmony XB5, plastic

Diameter 22 mm Key switches with key 8D1
Selector switches with knurled knob, toggle switches

ZB5AG2DC0

Key switches (continued) *(1)*

Screw clamp terminal connections (Schneider Electric anti-loosening system)

Shape of head	Type of operator	Positions *(2)* Number	Type		Reference For black bezel	For gray bezel	Weight kg/*lb*
	Key switch with key 8D1	2-position 90°	Stay put		ZB5AG2D	ZB5AG2DC0	0.057/*0.126*
					ZB5AG02D	–	0.057/*0.126*
					ZB5AG4D	ZB5AG4DC0	0.057/*0.126*
			Spring return from right to left		ZB5AG6D	–	0.061/*0.134*
		3-position ± 45°	Stay put		ZB5AG0D	–	0.057/*0.126*
					ZB5AG3D	–	0.057/*0.126*
					ZB5AG03D	–	0.057/*0.126*
			Spring return from left to center		ZB5AG07D	–	0.057/*0.126*
			Spring return to center		ZB5AG7D	–	0.057/*0.126*

ZB5AD39

Selector switches with knurled knob *(1)*

Shape of head	Type of operator	Positions Number	Type		Reference For black bezel	For gray bezel	Weight kg/*lb*
Heads only *(3)*							
	Black knurled knob	2-position 90°	Stay put		ZB5AD29	ZB5AD29C0	0.020/*0.044*
			Spring return from right to left		–	ZB5AD49C0	0.024/*0.053*
		3-position ± 45°	Stay put		ZB5AD39	ZB5AD39C0	0.020/*0.044*
			Spring return to center		ZB5AD59	ZB5AD59C0	0.020/*0.044*
			Spring return from left to center		–	ZB5AD79C0	0.020/*0.044*
			Spring return from right to center		–	ZB5AD89C0	0.020/*0.044*

ZB5AD28

ZB5AD2804C0

Toggle switches *(1)*

Shape of head	Type of operator	Positions Number	Type		Reference For black bezel	For gray bezel	Weight kg/*lb*
Heads only *(3)*							
	Black lever	2-position 90°	Stay put		ZB5AD28	ZB5AD28C0	0.023/*0.051*
			Spring return		–	ZB5AD48C0	0.023/*0.051*
	White lever	2-position 90°	Stay put		ZB5AD2801	ZB5AD2801C0	0.023/*0.051*
	Red lever	2-position 90°	Stay put		ZB5AD2804	ZB5AD2804C0	0.023/*0.051*
	Blue lever	2-position 90°	Stay put		–	ZB5AD2806C0	0.023/*0.051*

(1) For recommended maximum number of contacts and sequence of contacts constituting the body (fixing collar and contact) associated with the head, see page 26 and 27.

(2) The symbol indicates key withdrawal position(s).

(3) To add customized markings on these references using the web customization tool, see page 5..

Control and signaling units

Harmony XB5, plastic

Diameter 22 mm Illuminated selector switches with standard handle, with Universal light block

XB5AK123B5

XB5AK124B5

XB5AK125B5

XB5AK134G5C0

Illuminated selector switches with standard handle, with Universal light block *(1)*

Screw clamp terminal connections (Schneider Electric anti-loosening system)

Shape of head	Type of operator	Type of contact NO	Type of contact NC	Positions: Number and type	Supply voltage V	Color of handle	Reference: For black bezel	Reference: For gray bezel	Weight kg/*lb*
Complete units *(2)*									
	Standard handle	1	1	2-position 90° Stay put	24 ⎓ (50/60 Hz)	Green	**XB5AK123B5** (**ZB5BW0B15** + **ZB5AK1233**)	**XB5AK123B5C0** (**ZB5BW0B15** + **ZB5AK1233C0**)	0.516/*1.138*
						Red	**XB5AK124B5** (**ZB5BW0B15** + **ZB5AK1243**)	**XB5AK124B5C0** (**ZB5BW0B15** + **ZB5AK1243C0**)	0.516/*1.138*
						Orange	**XB5AK125B5** (**ZB5BW0B15** + **ZB5AK1253**)	**XB5AK125B5C0** (**ZB5BW0B15** + **ZB5AK1253C0**)	0.516/*1.138*
					110...120 ∿ (50/60 Hz)	Green	**XB5AK123G5** (**ZB5BW0G15** + **ZB5AK1233**)	**XB5AK123G5C0** (**ZB5BW0G15** + **ZB5AK1233C0**)	0.516/*1.138*
						Red	**XB5AK124G5** (**ZB5BW0G15** + **ZB5AK1243**)	**XB5AK124G5C0** (**ZB5BW0G15** + **ZB5AK1243C0**)	0.516/*1.138*
						Orange	**XB5AK125G5** (**ZB5BW0G15** + **ZB5AK1253**)	**XB5AK125G5C0** (**ZB5BW0G15** + **ZB5AK1253C0**)	0.516/*1.138*
					230...240 ∿ (50/60 Hz)	Green	**XB5AK123M5** (**ZB5BW0M15** + **ZB5AK1233**)	**XB5AK123M5C0** (**ZB5BW0M15** + **ZB5AK1233C0**)	0.516/*1.138*
						Red	**XB5AK124M5** (**ZB5BW0M15** + **ZB5AK1243**)	**XB5AK124M5C0** (**ZB5BW0M15** + **ZB5AK1243C0**)	0.516/*1.138*
						Orange	**XB5AK125M5** (**ZB5BW0M15** + **ZB5AK1253**)	**XB5AK125M5C0** (**ZB5BW0M15** + **ZB5AK1253C0**)	0.516/*1.138*
		1	1	3-position ± 45° Stay put	24 ⎓ (50/60 Hz)	Green	**XB5AK133B5** (**ZB5BW0B15** + **ZB5AK1333**)	**XB5AK133B5C0** (**ZB5BW0B15** + **ZB5AK1333C0**)	0.516/*1.138*
						Red	**XB5AK134B5** (ZB5BW0B15 + ZB5AK1343)	**XB5AK134B5C0** (ZB5BW0B15 + ZB5AK1343C0)	0.516/*1.138*
						Orange	**XB5AK135B5** (**ZB5BW0B15** + **ZB5AK1353**)	**XB5AK135B5C0** (**ZB5BW0B15** + **ZB5AK1353C0**)	0.516/*1.138*
					110...120 ∿ (50/60 Hz)	Green	**XB5AK133G5** (**ZB5BW0G15** + **ZB5AK1333**)	**XB5AK133G5C0** (**ZB5BW0G15** + **ZB5AK1333C0**)	0.516/*1.138*
						Red	**XB5AK134G5** (**ZB5BW0G15** + **ZB5AK1343**)	**XB5AK134G5C0** (**ZB5BW0G15** + **ZB5AK1343C0**)	0.516/*1.138*
						Orange	**XB5AK135G5** (**ZB5BW0G15** + **ZB5AK1353**)	**XB5AK135G5C0** (**ZB5BW0G15** + **ZB5AK1353C0**)	0.516/*1.138*
					230...240 ∿ (50/60 Hz)	Green	**XB5AK133M5** (**ZB5BW0M15** + **ZB5AK1333**)	**XB5AK133M5C0** (**ZB5BW0M15** + **ZB5AK1333C0**)	0.516/*1.138*
						Red	**XB5AK134M5** (**ZB5BW0M15** + **ZB5AK1343**)	**XB5AK134M5C0** (**ZB5BW0M15** + **ZB5AK1343C0**)	0.516/*1.138*
						Orange	**XB5AK135M5** (**ZB5BW0M15** + **ZB5AK1353**)	**XB5AK135M5C0** (**ZB5BW0M15** + **ZB5AK1353C0**)	0.516/*1.138*

(1) For recommended maximum number of contacts constituting the body (fixing collar and contact) associated with the head, see page 26 and 27.

(2) To add customized markings on these references using the web customization tool, see page 5.

Control and signaling units

Harmony XB5, plastic

Diameter 22 mm Illuminated selector switches with standard handle, with Universal light block

ZB5AK1263

ZB5AK1313

ZB5AK1783

Illuminated selector switches with standard handle, with Universal light block (continued) *(1)*

Shape of head	Type of operator	Positions Number	Positions Type	Color of handle	Reference For black bezel	Reference For gray bezel	Weight kg/*lb*
Heads only *(2) (3)*							
	Standard handle	2-position 90°	Stay put	White	ZB5AK1213	ZB5AK1213C0	0.016/*0.035*
				Green	ZB5AK1233	ZB5AK1233C0	0.016/*0.035*
				Red	ZB5AK1243	ZB5AK1243C0	0.016/*0.035*
				Orange	ZB5AK1253	ZB5AK1253C0	0.016/*0.035*
				Yellow	ZB5AK1283	ZB5AK1283C0	0.016/*0.035*
				Blue	ZB5AK1263	ZB5AK1263C0	0.016/*0.035*
			Spring return from right to left	White	ZB5AK1413	ZB5AK1413C0	0.017/*0.037*
				Green	ZB5AK1433	ZB5AK1433C0	0.017/*0.037*
				Red	ZB5AK1443	ZB5AK1443C0	0.017/*0.037*
				Orange	ZB5AK1453	ZB5AK1453C0	0.017/*0.037*
				Yellow	ZB5AK1483	ZB5AK1483C0	0.017/*0.037*
				Blue	ZB5AK1463	ZB5AK1463C0	0.017/*0.037*
		3-position ± 45°	Stay put	White	ZB5AK1313	ZB5AK1313C0	0.016/*0.035*
				Green	ZB5AK1333	ZB5AK1333C0	0.016/*0.035*
				Red	ZB5AK1343	ZB5AK1343C0	0.016/*0.035*
				Orange	ZB5AK1353	ZB5AK1353C0	0.016/*0.035*
				Yellow	ZB5AK1383	ZB5AK1383C0	0.016/*0.035*
				Blue	ZB5AK1363	ZB5AK1363C0	0.016/*0.035*
			Spring return to center	White	ZB5AK1513	ZB5AK1513C0	0.016/*0.035*
				Green	ZB5AK1533	ZB5AK1533C0	0.016/*0.035*
				Red	ZB5AK1543	ZB5AK1543C0	0.016/*0.035*
				Orange	ZB5AK1553	ZB5AK1553C0	0.016/*0.035*
				Yellow	ZB5AK1583	ZB5AK1583C0	0.016/*0.035*
				Blue	ZB5AK1563	ZB5AK1563C0	0.016/*0.035*
			Spring return from right to center	White	ZB5AK1813	ZB5AK1813C0	0.016/*0.035*
				Green	ZB5AK1833	ZB5AK1833C0	0.016/*0.035*
				Red	ZB5AK1843	ZB5AK1843C0	0.016/*0.035*
				Orange	ZB5AK1853	ZB5AK1853C0	0.016/*0.035*
				Yellow	ZB5AK1883	ZB5AK1883C0	0.016/*0.035*
				Blue	ZB5AK1863	ZB5AK1863C0	0.016/*0.035*
			Spring return from left to center	White	ZB5AK1713	ZB5AK1713C0	0.016/*0.035*
				Green	ZB5AK1733	ZB5AK1733C0	0.016/*0.035*
				Red	ZB5AK1743	ZB5AK1743C0	0.016/*0.035*
				Orange	ZB5AK1753	ZB5AK1753C0	0.016/*0.035*
				Yellow	ZB5AK1783	ZB5AK1783C0	0.016/*0.035*
				Blue	ZB5AK1763	ZB5AK1763C0	0.016/*0.035*

(1) For recommended maximum number of contacts constituting the body (fixing collar and contact) associated with the head, see page 26 and 27.
(2) For use with bodies comprising a light source with Universal LED only.
(3) To add customized markings on these references using the web customization tool, see page 5..

Control and signaling units

Harmony XB5, plastic

Diameter 22 mm Pilot lights with Universal LED

XB5AVB1

XB5EVG3

Pilot lights with Universal LED

Screw clamp terminal connections (Schneider Electric anti-loosening system)

Shape of head	Supply voltage V	Color	Reference for monolithic units	Reference for complete units	Weight kg/*lb*
Complete units (with plain lens)					
	24 ⎓ (50/60 Hz)	White	XB5EVB1	XB5AVB1 (ZB5AVB1 + ZB5AV013)	0.038/*0.084*
		Green	XB5EVB3	XB5AVB3 (ZB5AVB1 + ZB5AV033)	0.038/*0.084*
		Red	XB5EVB4	XB5AVB4 (ZB5AVB1 + ZB5AV043)	0.038/*0.084*
		Orange	XB5EVB5	XB5AVB5 (ZB5AVB1 + ZB5AV053)	0.038/*0.084*
		Blue	XB5EVB6	XB5AVB6 (ZB5AVB1 + ZB5AV063)	0.038/*0.084*
		Yellow	XB5EVB8	–	0.038/*0.084*
	110...120 ∿ (50/60 Hz)	White	XB5EVG1	XB5AVG1 (ZB5AVG1 + ZB5AV013)	0.038/*0.084*
		Green	XB5EVG3	XB5AVG3 (ZB5AVG1 + ZB5AV033)	0.038/*0.084*
		Red	XB5EVG4	XB5AVG4 (ZB5AVG1 + ZB5AV043)	0.038/*0.084*
		Orange	XB5EVG5	XB5AVG5 (ZB5AVG1 + ZB5AV053)	0.038/*0.084*
		Blue	XB5EVG6	XB5AVG6 (ZB5AVG1 + ZB5AV063)	0.038/*0.084*
		Yellow	XB5EVG8	–	0.038/*0.084*
	230...240 ∿ (50/60 Hz)	White	XB5EVM1	XB5AVM1 (ZB5AVM1 + ZB5AV013)	0.038/*0.084*
		Green	XB5EVM3	XB5AVM3 (ZB5AVM1 + ZB5AV033)	0.038/*0.084*
		Red	XB5EVM4	XB5AVM4 (ZB5AVM1 + ZB5AV043)	0.038/*0.084*
		Orange	XB5EVM5	XB5AVM5 (ZB5AVM1 + ZB5AV053)	0.038/*0.084*
		Blue	XB5EVM6	XB5AVM6 (ZB5AVM1 + ZB5AV063)	0.038/*0.084*
		Yellow	XB5EVM8	–	0.038/*0.084*

Control and signaling units

Harmony XB5, plastic

Diameter 22 mm Pilot lights with Universal LED

ZB5AV053

ZB5AV083S

ZB5AV063S

Pilot lights with Universal LED

Screw clamp terminal connections (Schneider Electric anti-loosening system)

Heads only, circular *(1)*

Shape of head	For use with body comprising light source type	Color of lens	Reference	Weight kg/*lb*
■ With plain lens				
	Universal LED	White	ZB5AV013	0.017/*0.037*
		Green	ZB5AV033	0.017/*0.037*
		Red	ZB5AV043	0.017/*0.037*
		Orange	ZB5AV053	0.017/*0.037*
		Yellow	ZB5AV083	0.017/*0.037*
		Blue	ZB5AV063	0.017/*0.037*
		5 colors *(2) (3)*	ZB5AV003	0.017/*0.037*
■ With plain lens, for insertion of legend *(3)*				
	Universal LED	White	ZB5AV013E	0.017/*0.037*
		Green	ZB5AV033E	0.017/*0.037*
		Red	ZB5AV043E	0.017/*0.037*
		Orange	ZB5AV053E	0.017/*0.037*
		Yellow	ZB5AV083E	0.017/*0.037*
		Blue	ZB5AV063E	0.017/*0.037*
■ With grooved lens *(4)*				
	Universal LED	White	ZB5AV013S	0.017/*0.037*
		Green	ZB5AV033S	0.017/*0.037*
		Red	ZB5AV043S	0.017/*0.037*
		Orange	ZB5AV053S	0.017/*0.037*
		Yellow	ZB5AV083S	0.017/*0.037*
		Blue	ZB5AV063S	0.017/*0.037*

(1) For use with bodies comprising a light source with Universal LED only.
(2) Head supplied with 5 different colored lenses (white, green, red, orange, or blue) not fitted, for insertion of legend.
(3) For legend ordering information, see *page 76*.
(4) For use in bright ambient light conditions (for example, outdoors in sunlight).

Control and signaling units

Harmony XB5, plastic

Diameter 22 mm Pilot lights with Universal LED and with BA 9s base fitting

XB5AV5B4

XB5AV63

XB5AV34

ZB5AV01

Universal for all color heads

Pilot lights with Universal LED and transformer (1.2 VA, 24 V secondary)

Screw clamp terminal connections (Schneider Electric anti-loosening system)

Shape of head	Supply voltage V	Color	Reference *(1)*	Weight kg/*lb*
Complete units - With plain lens				
	400 ∿ - 50 Hz *(1)*	White	XB5AV5B1	0.133/*0.293*
		Green	XB5AV5B3	0.133/*0.293*
		Red	XB5AV5B4	0.133/*0.293*
		Orange	XB5AV5B5	0.133/*0.293*
		Blue	XB5AV5B6	0.133/*0.293*

Pilot lights with BA 9s base fitting, with plain or grooved lens

Screw clamp terminal connections (Schneider Electric anti-loosening system)

Shape of head	Supply voltage V	Color	Reference	Weight kg/*lb*
Complete units - With plain lens				
■ Direct supply, for BA 9s bulb, U ≤ 250 V, 2.4 W max. (bulb not included)				
	≤ 250	White	XB5AV61 (ZB5AV6 + ZB5AV01)	0.037/*0.082*
		Green	XB5AV63 (ZB5AV6 + ZB5AV03)	0.037/*0.082*
		Red	XB5AV64 (ZB5AV6 + ZB5AV04)	0.037/*0.082*
		Orange	XB5AV65 (ZB5AV6 + ZB5AV05)	0.037/*0.082*
■ Via integral transformer, 1.2 VA, 6 V secondary, with BA 9s incandescent bulb (included)				
	110...120 ∿ - 50/60 Hz	White	XB5AV31 (ZB5AV3 + ZB5AV01)	0.109/*0.240*
		Green	XB5AV33 (ZB5AV3 + ZB5AV03)	0.109/*0.240*
		Red	XB5AV34 (ZB5AV3 + ZB5AV04)	0.109/*0.240*
		Orange	XB5AV35 (ZB5AV3 + ZB5AV05)	0.109/*0.240*
	230 ∿ - 50 Hz 220...240 ∿ - 60 Hz	White	XB5AV41 (ZB5AV4 + ZB5AV01)	0.110/*0.243*
		Green	XB5AV43 (ZB5AV4 + ZB5AV03)	0.110/*0.243*
		Red	XB5AV44 (ZB5AV4 + ZB5AV04)	0.110/*0.243*
		Orange	XB5AV45 (ZB5AV4 + ZB5AV05)	0.110/*0.243*

Heads only *(2)*

Shape of head	For use with body comprising light source type	Color of lens	Reference	Weight kg/*lb*
■ With plain lens				
	With BA 9s base fitting	White	ZB5AV01	0.018/*0.040*
		Green	ZB5AV03	0.018/*0.040*
		Red	ZB5AV04	0.018/*0.040*
		Orange	ZB5AV05	0.018/*0.040*
		Blue	ZB5AV06	0.018/*0.040*
		Clear	ZB5AV07	0.018/*0.040*
■ With grooved lens *(3)*				
	With BA 9s base fitting	White	ZB5AV01S	0.017/*0.037*
		Green	ZB5AV03S	0.017/*0.037*
		Red	ZB5AV04S	0.017/*0.037*
		Orange	ZB5AV05S	0.017/*0.037*
		Blue	ZB5AV06S	0.017/*0.037*
		Clear	ZB5AV07S	0.017/*0.037*

(1) To order 440...460 V ∿ - 60 Hz tranformer blocks, replace "5" in the reference with "8". For example, XB5AV5B1 becomes XB5AV8B1. To order 550...600 V ∿ - 60 Hz blocks, replace "5" with "9". For example, XB5AV5B1 becomes XB5AV9B1.

(2) For use with bodies comprising a light source with BA 9s base fitting (incandescent, neon, or LED) only.

(3) For use in bright ambient light conditions (for example, outdoors in sunlight).

Control and signaling units

Harmony XB5, plastic

Diameter 22 mm 3-phase pilot light with Universal LED
Push-to-test pilot lights

XB5EV57K4

XB5EV57L4

XB5AW21B5

XB5AW25G5

3-phase pilot lights with Universal LED
Faston connector, 6.3 mm

Shape of head	Supply voltage V	Color	Reference	Weight kg/*lb*
Complete units - With plain lens				
	400 ∿ - 50/60 Hz	Red Green Yellow	XB5EV57K4	0.065/*0.143*
	400 ∿ - 50/60 Hz	White White White	XB5EV57L4	0.065/*0.143*

Push-to-test pilot light *(1)*

Shape of head	Supply voltage V	Color	Reference	Weight kg/*lb*
Complete units				
	24 ⎓ - 50/60 Hz	White	XB5AW21B5	0.047/*0.104*
	24 ⎓ - 50/60 Hz	Green	XB5AW23B5	0.047/*0.104*
	24 ⎓ - 50/60 Hz	Red	XB5AW24B5	0.047/*0.104*
	24 ⎓ - 50/60 Hz	Orange	XB5AW25B5	0.047/*0.104*
	24 ⎓ - 50/60 Hz	Yellow	XB5AW28B5	0.047/*0.104*
	24 ⎓ - 50/60 Hz	Blue	XB5AW26B5	0.047/*0.104*
	110 - 120 ⎓ - 50/60 Hz	White	XB5AW21G5	0.047/*0.104*
	110 - 120 ∿ - 50/60 Hz	Green	XB5AW23G5	0.047/*0.104*
	110 - 120 ∿ - 50/60 Hz	Red	XB5AW24G5	0.047/*0.104*
	110 - 120 ∿ - 50/60 Hz	Orange	XB5AW25G5	0.047/*0.104*
	110 - 120 ∿ - 50/60 Hz	Yellow	XB5AW28G5	0.047/*0.104*
	110 - 120 ∿ - 50/60 Hz	Blue	XB5AW26G5	0.047/*0.104*

(1) For use with bodies comprising a light source with Universal LED only.

Control and signaling units

Harmony XB5, plastic

Diameter 22 mm Specific functions

Pushbuttons for manual overload reset, potentiometers

XB5AA801

Manual overload reset buttons (travel 10 mm/*0.349 in.*)

Shape of head	Actuation distance mm/*in.*	Marking	Color	Reference	Weight kg/*lb*
Without cap *(1)*					
	17…120/ *0.669...4.724*	–	–	XB5AA801	0.027/*0.060*
With flush push					
	17…120/ *0.669...4.724*	Without	Green	XB5AA831	0.027/*0.060*
			Red	XB5AA841	0.027/*0.060*
			Blue	XB5AA861	0.027/*0.060*
		O	Red	XB5AA84101	0.027/*0.060*
		R	Blue	XB5AA86102	0.027/*0.060*
With projecting push					
	17…120/ *0.669...4.724*	O	Red	XB5AL84101	0.027/*0.060*

XB5AD912R1K

XB5AD912R1K

Complete potentiometer

Description	Resistance k Ω	Reference	Weight kg/*lb*
+/-10% linear mode precision complete potentiometer with screw terminals	1	XB5AD912R1K	0.048/*0.106*
	4.7	XB5AD912R4K7	0.048/*0.106*
	10	XB5AD912R10K	0.048/*0.106*
	47	XB5AD912R47K	0.048/*0.106*
	100	XB5AD912R100K	0.048/*0.106*
	470	XB5AD912R470K	0.048/*0.106*

Heads and mounting base for potentiometer *(2)*

Shape of head	Description	For use with	Reference	Weight kg/*lb*
	For potentiometer with shaft length 45 to 50 mm/ *1.772 to 1.968 in.*	Ø 6 mm/ *0.236 in.* shaft	ZB5AD912	0.032/*0.071*
		Ø 6.35 mm/ *0.250 in.* shaft	ZB5AD922	0.032/*0.071*

(1) Colored cap to be ordered separately (see page 68).
(2) Potentiometer not included.

Control and signaling units

Harmony XB5, plastic

Diameter 22 mm Specific functions

Timers, Hour counters, Annunciators

XB5DTB22

Timers

Description	Output type	Supply voltage V	Time delay type	Time delay range	Reference	Weight kg/*lb*
Panel-mounted timer function with status LED and 1 static output in 22.5 mm/*0.886 in.* hole	1 static output	24 ⎓	Type A (delay on energization)	0.5…10s	XB5DTB22	0.027/*0.060*
				3…60 s	XB5DTB23	0.027/*0.060*
				0.5…10 min	XB5DTB24	0.027/*0.060*
				3…60 min	XB5DTB25	0.027/*0.060*
		100…240 ≂ - 50/60 Hz	Type A (delay on energization)	0.5…10s	XB5DTGM2	0.027/*0.060*
				3…60 s	XB5DTGM3	0.027/*0.060*
				0.5…10 min	XB5DTGM4	0.027/*0.060*
				3…60 min	XB5DTGM5	0.027/*0.060*

XB5DSB

Hour counters

Characteristics	Supply voltage V	Reference	Weight kg/*lb*
Indication 0…9999.9	12…24 ≂ - 50 or 60 Hz	XB5DSB	0.045/*0.099*
	120 ∿ - 60 Hz	XB5DSG	0.045/*0.099*
	230…240 ∿ - 50 Hz	XB5DSM *(1)*	0.045/*0.099*

XB5KS2B4

Annunciators (IP66, IP67, and IP69)

Characteristics	Supply voltage V	Color	Reference	Weight kg/*lb*
Continuous or intermittent non-illuminated buzzer - 90dB, 6.8kHz	24 ≂ - 50 or 60 Hz	-	XB5KSB	0.024/*0.053*
	110…120 V ≂ - 50 or 60 Hz	-	XB5KSG	0.024/*0.053*
	230…240 ∿ - 50 or 60 Hz	-	XB5KSM	0.024/*0.053*
Continuous or intermittent illuminated buzzer - 90dB, 6.8kHz	24 ≂ - 50 or 60 Hz	Red	XB5KS2B4	0.024/*0.053*
	110…120 V ≂ - 50 or 60 Hz	Red	XB5KS2G4	0.024/*0.053*
	230…240 ∿ - 50 or 60 Hz	Red	XB5KS2M4	0.024/*0.053*
	24V ≂ - 50 or 60 Hz	Yellow	XB5KS2B8	0.024/*0.053*
	110…120 V ≂ - 50 or 60 Hz	Yellow	XB5KS2G8	0.024/*0.053*
	230…240 ∿ - 50 or 60 Hz	Yellow	XB5KS2M8	0.024/*0.053*

(1)To order a 60 Hz hour counter, add a suffix 6. The reference XB5DSM becomes XB5DSM6.

Control and signaling units

Harmony XB5, plastic

Diameter 22 mm Specific functions

USB and RJ45 ports, Fuse carrier, Basic Displays

XB5PUSB3

XB5PRJ45

USB and RJ45 ports

Description	Interface type	Connection type	Degree of protection	Reference	Weight kg/*lb*
Panel-mounted USB and RJ45 ports in 22.5 mm/*0.886 in.* hole with notch	USB interface, jack type A	USB port 3.0 A-A	IP20 IP65, IP67, IP69K with protection cover *(1)*	XB5PUSB3	0.017/*0.037*
	Ethernet interface, RJ45 jack	RJ45 port Cat. 6	IP20 IP65, IP67, IP69K with protection cover *(1)*	XB5PRJ45	0.027/*0.060*

ZB5SKR01

RFID operator interface

Description	Set of	Supply Voltage V	Reference	Weight kg/*lb*
RFID Reader with key holder	1	24⎓	ZB5SKR01	0.153/*0.337*
User tag with 2 master key and 2 reset key	10		ZB5SKT01	0.108/*0.238*

XB5DT1S

Fuse carrier

Description	For use with	Reference	Weight kg/*lb*
Fuse carrier	5 x 20 mm/*0.197 x 0.787 in.* fuse 6.3 A - 250 V	XB5DT1S	0.022/*0.049*

XBH1AA0G4

XBH1AA0R4

Basic Displays

Description	Input current range	LED color	Reference	Weight kg/*lb*
Digital panel meter LED display, 1 current input , -999…9999	4...20 mA	Green	XBH1AA0G4	0.032/*0.070*
		Red	XBH1AA0R4	0.032/*0.070*

(1) For protection covers, see page 77.

Control and signaling units

Harmony XB5, plastic

Diameter 22 mm Specific functions

Joystick controllers

ZD5PA12

Joystick controllers (with 54 mm/*2.126 in.* long operating shaft) *(1)* **Screw clamp terminal connections** (Schneider Electric anti-loosening system)				
Description	**Operation**	**Spring return to zero position**	**Reference**	**Weight kg/*lb***
Sub-assemblies for joystick controllers				
2-direction	1 notch 1 NO contact per direction	Without	XD5PA12	0.060/*0.132*
		With	XD5PA22	0.060/*0.132*
4-direction	1 notch 1 NO contact per direction	Without	XD5PA14	0.077/*0.170*
		With	XD5PA24	0.077/*0.170*
Other versions	Joystick controllers and complete body/contact assemblies for joystick controllers with Faston connector terminals (6.35 or 2 x 2.8/*0.250 or 2 x 0.110 in.*) Please contact our Customer Care Center.			

ZD5PA103

ZD5PA203

Joystick controllers (with 54 mm/*2.126 in.* long operating shaft) *(1)* **Screw clamp terminal connections** (Schneider Electric anti-loosening system)				
Description	**For use with**	**Spring return to zero position**	**Reference**	**Weight kg/*lb***
Sub-assemblies for joystick controllers				
Complete body/contact assemblies	2-direction	-	ZD5PA103	0.049/*0.108*
	4-direction	-	ZD5PA203	0.058/*0.128*
Complete head assemblies with operating shaft	2-direction, stay put	-	ZD5PA12	0.022/*0.049*
	2-direction, spring return to zero position	-	ZD5PA22	0.022/*0.049*
	4-direction, stay put	-	ZD5PA14	0.022/*0.049*
	4-direction, spring return to zero position	-	ZD5PA24	0.022/*0.049*
Other versions	Joystick controllers and complete body/contact assemblies for joystick controllers with Faston connector terminals (6.35 or 2 x 2.8/*0.250 or 2 x 0.110 in.*) Please contact our Customer Care Center.			

(1) Must not be used with standard contact blocks ZBE10● (single) or ZBE20● (double).

Control and signaling units

Harmony XB5, plastic

Diameter 22 mm Accessories for heads

Unmarked pushbutton caps

ZBA4

Pushbutton caps, unmarked						
Description	**For use with**	**Type of push**	**Color**	**Sold in lots of**	**Unit reference**	**Weight kg/*lb***
For plastic pushbuttons						
Caps for plastic pushbuttons, unmarked	**ZBABA0 and ZB5AA0 circular pushbutton heads supplied without cap**	Flush	White	10	**ZBA1**	0.001/*0.002*
			Black	10	**ZBA2**	0.001/*0.002*
			Green	10	**ZBA3**	0.001/*0.002*
			Red	10	**ZBA4**	0.001/*0.002*
			Yellow	10	**ZBA5**	0.001/*0.002*
			Blue	10	**ZBA6**	0.001/*0.002*

ZBAF9

For flush mounted plastic pushbuttons *(2)*						
Caps for flush mounted plastic pushbuttons, unmarked	**ZB5FA0 circular pushbutton heads supplied without cap**	Flush	White	10	**ZBAF1**	0.001/*0.002*
			Black	10	**ZBAF2**	0.001/*0.002*
			Green	10	**ZBAF3**	0.001/*0.002*
			Red	10	**ZBAF4**	0.001/*0.002*
			Yellow	10	**ZBAF5**	0.001/*0.002*
			Blue	10	**ZBAF6**	0.001/*0.002*
			6 colors *(1)*	1	**ZBAF9**	0.006/*0.013*

(1) Set of 6 different colored caps: white, black, green, red, yellow, or blue.
(2) To add customized markings on these references using the web customization tool, see *page 5**.*

Control and signaling units

Harmony XB5, plastic

Diameter 22 mm Accessories for heads
Pushbutton caps with markings

ZBA333

Pushbutton caps, with markings *(3)*

For use with	Type of push	Marking Text	Marking Color	Color of cap	Unit reference	Weight kg/*lb*
Plastic pushbuttons						
ZB4BA0 and ZB5AA0 circular pushbutton heads supplied without cap (sold in lots of 10)	Flush	I *(1)*	White	Green	ZBA331	0.001/*0.002*
			Black	White	ZBA131	0.001/*0.002*
		II	White	Green	ZBA336	0.001/*0.002*
		START *(1)*	White	Green	ZBA333	0.001/*0.002*
		UP *(1)*	Black	White	ZBA343	0.001/*0.002*
		DOWN *(1)*	White	Black	ZBA344	0.001/*0.002*
		⊤ *(1)*	White	Black	ZBA245	0.001/*0.002*
			Black	White	ZBA145	0.001/*0.002*
		↑ *(2)*	White	Black	ZBA335	0.001/*0.002*
			Black	White	ZBA334	0.001/*0.002*
		O *(1)*	White	Red	ZBA432	0.001/*0.002*
				Black	ZBA232	0.001/*0.002*
		STOP *(1)*	White	Red	ZBA434	0.001/*0.002*
				Black	ZBA234	0.001/*0.002*
		OFF	White	Red	ZBA435	0.001/*0.002*
		◇	White	Green	ZBA346	0.001/*0.002*
		R *(1)*	White	Blue	ZBA639	0.001/*0.002*
		+	White	Black	ZBA2934	0.001/*0.002*
		–	White	Black	ZBA2935	0.001/*0.002*

(1) Double injection molded marking.
(2) Can be clipped in at 90° steps, through 360°.
(3) To add customized markings on these references using the web customization tool, see *page 5*.

Control and signaling units

Harmony XB5, plastic

Diameter 22 mm Accessories for heads

Boots, Lens caps

ZBP0

Transparent boots for pushbuttons *(1)*

Description	For use with plastic pushbuttons	Sold in lots of	Unit reference	Weight kg/*lb*
Single boots *(2)*	Flush with circular head	10	ZBPA	0.002/*0.004*
	Projecting with circular head and push-push version	10	ZBP0	0.002/*0.004*
	Flush or projecting with circular head for food industry applications	10	ZBP0A	0.002/*0.004*

Colored boots

Description	Color	For use with	Sold in lots of	Unit reference	Weight kg/*lb*
Colored boots (can be replaced without dismantling the head)	White	ZB5AP1S	10	–	0.003/*0.007*
	Black	ZB5AP2S	10	ZBP012	0.003/*0.007*
	Green	ZB5AP3S	10	ZBP013	0.003/*0.007*
	Red	ZB5AP4S	10	ZBP014	0.003/*0.007*
	Yellow	ZB5AP5S	10	ZBP015	0.003/*0.007*
	Blue	ZB5AP6S	10	ZBP016	0.003/*0.007*
Clear membrane	Transparent	ZB5AP●83	10	ZBP017	0.003/*0.007*

ZBV0153

ZBV016

Lens caps

For use with	Color	Sold in lots of	Unit reference	Weight kg/*lb*
Circular lens caps for light sources with Universal LED				
Pilot lights	White	10	ZBV0113	0.002/*0.004*
	Green	10	ZBV0133	0.002/*0.004*
	Red	10	ZBV0143	0.002/*0.004*
	Orange	10	ZBV0153	0.002/*0.004*
	Blue	10	ZBV0163	0.002/*0.004*
Circular lens caps for light sources with BA 9s fitting				
Pilot lights	White	10	ZBV011	0.002/*0.004*
	Green	10	ZBV013	0.002/*0.004*
	Red	10	ZBV014	0.002/*0.004*
	Orange	10	ZBV015	0.002/*0.004*
	Blue	10	ZBV016	0.002/*0.004*
	Clear	10	ZBV017	0.002/*0.004*

(1) For boots for multiple-headed pushbuttons, see page 38.
(2) Permissible panel thickness 1 to 5 mm/0.039 to 0.179 in., cannot be used with legend holders.

Control and signaling units

Harmony XB5, plastic

Diameter 22 mm 8 x 27 mm legends with 30 x 40 mm legend holders

ZBZ34 ZBY●H101

30 x 40 mm legend holders (flush mounting with bezel) for 8 x 27 mm legends *(1)*

Description	Legend		Sold in lots of	Unit reference		Weight kg/*lb*
	Background color	Marking				
Without legend	–	–	10	ZBZ34	–	0.003/*0.007*
With blank legend	Black or red	–	10	ZBY2H101	–	0.004/*0.009*
	White or yellow	–	10	ZBY4H101	–	0.004/*0.009*

ZBZ32

ZBY2101

ZBY2104C0

ZBY4140

ZBY2107

Standard 30 x 40 mm legend holders for 8 x 27 mm legends *(1)*

Description	Legend		Sold in lots of	Unit reference		Weight kg/*lb*
	Color	Marking		For black bezel	For gray bezel *(4)*	
Without legend	–	–	10	ZBZ32	ZBZ32C0	0.001/*0.002*
With blank legend (for engraving)	Black or red	–	10	ZBY2101	ZBY2101C0	0.002/*0.004*
	White or yellow	–	10	ZBY4101	ZBY4101C0	0.002/*0.004*
With 8 x 27 mm/ *0.315 x 1.063 in.* legend (with international marking)	Black or red *(2)*	I	10	ZBY2147	–	0.002/*0.004*
		O-I	10	ZBY2178	ZBY2178C0	0.002/*0.004*
		I-II	10	ZBY2179	–	0.002/*0.004*
		I-O-II	10	ZBY2186	ZBY2186C0	0.002/*0.004*
		STOP	10	ZBY2304	ZBY2304C0	0.002/*0.004*
With 8 x 27 mm/ *0.315 x 1.063 in.* legend (with French language marking)	Black or red *(2)*	ARRET (red background)	10	ZBY2104	ZBY2104C0	0.002/*0.004*
		ARRET-MARCHE	10	ZBY2166	ZBY2166C0	0.002/*0.004*
		AUTO-MAIN	10	ZBY2164	–	0.002/*0.004*
		AUTO-O-MAIN	10	ZBY2185	–	0.002/*0.004*
		DEFAUT (black background)	10	ZBY2134	–	0.002/*0.004*
		DEFAUT (red background)	10	ZBY2135	–	0.002/*0.004*
		DESCENTE	10	ZBY2108	–	0.002/*0.004*
		EN SERVICE	10	ZBY2111	–	0.002/*0.004*
		FERMETURE	10	ZBY2114	–	0.002/*0.004*
		MARCHE	10	ZBY2103	ZBY2103C0	0.002/*0.004*
		MONTEE	10	ZBY2107	–	0.002/*0.004*
		OUVERTURE	10	ZBY2113	–	0.002/*0.004*
		REARMEMENT (red background)	10	ZBY2123	–	0.002/*0.004*
		REARMEMENT (black background)	10	ZBY0123	–	0.002/*0.004*
		SOUS TENSION	10	ZBY2126	–	0.002/*0.004*
	Red	ARRET D'URGENCE	10	ZBY2130 *(3)*	–	0.002/*0.004*

(1) For legends, see page 75.
(2) "Start" functions: white letters on black background. "Stop" functions: white letters on red background (unless otherwise specified above).
(3) For compliance with standard EN/ISO 13850, paragraph 4.4.6, the Emergency Stop function logo has been added.
(4) To add customized markings on these references using the web customization tool, see page 5.

Control and signaling units

Harmony XB5, plastic

Diameter 22 mm 8 x 27 mm legends with 30 x 40 mm legend holders

ZBY2303

ZBY2228

Standard 30 x 40 mm legend holders with 8 x 27 mm legends *(1)* **(continued)**

Description	Legend		Sold in lots of	Reference		Weight kg/*lb*
	Color	Marking		For black bezel	For gray bezel *(3)*	
With legend (with English language marking)	Black or red background *(1)*	AUTO-HAND	10	ZBY2364	–	0.002/*0.004*
		AUTO-O-HAND	10	ZBY2385	–	0.002/*0.004*
		CLOSE	10	ZBY2314	–	0.002/*0.004*
		FORWARD	10	ZBY2305	–	0.002/*0.004*
		OFF	10	ZBY2312	–	0.002/*0.004*
		OFF-ON	10	ZBY2367	ZBY2367C0	0.002/*0.004*
		ON	10	ZBY2311	–	0.002/*0.004*
		OPEN	10	ZBY2313	–	0.002/*0.004*
		POWER ON	10	ZBY2326	–	0.002/*0.004*
		RESET (red background)	10	ZBY2323	–	0.002/*0.004*
		RESET (black background)	10	ZBY2322	–	0.002/*0.004*
		REVERSE	10	ZBY2306	–	0.002/*0.004*
		RUN	10	ZBY2334	–	0.002/*0.004*
		START	10	ZBY2303	ZBY2303C0	0.002/*0.004*
		STOP-START	10	ZBY2366	–	0.002/*0.004*
	Red background	EMERGENCY STOP	10	ZBY2330 *(2)*	–	0.002/*0.004*
With legend (with German language marking)	Black or red background *(1)*	AUTO-HAND	10	ZBY2364	–	0.002/*0.004*
		AUTO-O-HAND	10	ZBY2385	–	0.002/*0.004*

(1) "Start" functions: white letters on black background. "Stop" functions: white letters on red background (unless otherwise specified above).
(2) For compliance with standard EN/ISO 13850, paragraph 4.4.6, the Emergency Stop function logo has been added.
(3) To add customized markings on these references using the web customization tool, see *page 5*.

Control and signaling units

Harmony XB5, plastic

Diameter 22 mm 30 x 40 mm legend plates

ZBYP2101

ZBYM2303

Standard 30 x 40 mm legend plates

Description	Marking *(2)*	Sold in lots of	Unit Reference		Weight kg/*lb*
			For black bezel	For gray bezel *(1)*	
Legend plate, plastic	-	10	ZBYP2101	ZBYP2101C0	0.001/*0.002*
	O-I	10	ZBYP2178	ZBYP2178C0	0.001/0.002
	STOP	10	ZBYP2304	ZBYP2304C0	0.001/0.002
	START	10	ZBYP2303	ZBYP2303C0	0.001/0.002
	MARCHE	10	ZBYP2103	ZBYP2103C0	0.001/0.002
	I-O-II	10	ZBYP2186	ZBYP2186C0	0.001/0.002
	OFF-ON	10	ZBYP2367	ZBYP2367C0	0.001/0.002
	ARRET-MARCHE	10	ZBYP2166	ZBYP2166C0	0.001/0.002
	ARRET	10	ZBYP2104	ZBYP2104C0	0.001/0.002
Legend plate, metal	-	10	ZBYM2101	-	0.004/0.009
	O-I	10	ZBYM2178	-	0.004/0.009
	STOP	10	ZBYM2304	-	0.004/0.009
	START	10	ZBYM2303	-	0.004/0.009
	MARCHE	10	ZBYM2103	-	0.004/0.009
	I-O-II	10	ZBYM2186	-	0.004/0.009
	OFF-ON	10	ZBYM2367	-	0.004/0.009
	ARRET-MARCHE	10	ZBYM2166	-	0.004/0.009
	ARRET	10	ZBYM2104	-	0.004/0.009

(1) To add customized markings on these references through web customization tool, see page 5.
(2) Black marking for metal references, white marking for standard references.

Control and signaling units

Harmony XB5, plastic

Diameter 22 mm Legend holders for 18 x 27 mm legends, 18 x 27 mm legends for engraving

ZBZ33

ZBY6101

ZBYP6101

ZBYM6101

ZBZ35

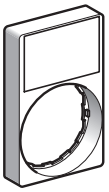

ZBY6H10●

Standard 30 x 50 mm legend holders for 18 x 27 mm legends

Description	Background color	Sold in lots of	Unit reference: For black bezel	Unit reference: For gray bezel *(1)*	Weight kg/*lb*
Without legend	–	10	ZBZ33	ZBZ33C0	0.001/*0.002*
With blank legend	Black or red	10	ZBY6101	ZBY6101C0	0.002/*0.004*
	White or yellow	10	ZBY6102	ZBY6102C0	0.002/*0.004*

30 x 50 mm legend holder (flush mounting with bezel) for 18 x 27 mm legends

Description	Background color	Sold in lots of	Unit reference		Weight kg/*lb*
Without legend	–	10	ZBZ35	–	0.003/*0.007*
With blank legend	Black or red	10	ZBY6H101	–	0.004/*0.009*
	White or yellow	10	ZBY6H102	–	0.004/*0.009*

30 x 50 mm legend plates

Description	Sold in lots of	Unit reference: For black bezel	Unit reference: For gray bezel *(1)*	Weight kg/*lb*
Legend plate, plastic	10	ZBYP6101	ZBYP6101C0	0.001/*0.002*
Legend plate, metal	10	ZBYM6101	–	0.006/*0.013*

18 x 27 mm legends for engraving for 30 x 50 mm legend holders

Description	Language	Marking	Sold in lots of	Unit reference		Weight kg/*lb*
Black or red background	–	Without	10	ZBY5101	–	0.001/*0.002*
White or yellow background	–	Without	10	ZBY5102	–	0.001/*0.002*

18 x 27 mm legends for engraving for 30 x 50 mm legend holders

Description	For use with	Sold in lots of	Unit reference		Weight kg/*lb*
Sheet of 40 18 x 27 mm/ *0.709 x 1.063 in.* legends	30 x 50 mm/ *1.181 x 1.968 in.* legend holder ZBZ33 and ZBZ35	10	ZBY5100	–	0.044/*0.097*

(1) To add customized markings on these references using the web customization tool, see page 5.

Control and signaling units

Harmony XB5, plastic

Diameter 22 mm, Legends 8 x 27 mm

ZBY0101

ZBY02304

8 x 27 mm marked legends for 30 x 40 mm legend holders ZBZ32 and ZBZ34

Language	Background color	Marking	Sold in lots of	Reference	Weight kg/*lb*
Without	Black or red	–	10	ZBY0101 *(3)*	0.001/*0.002*
	White or yellow	–	10	ZBY0102 *(3)*	0.001/*0.002*
International	Black or red *(1)*	O-I	10	ZBY02178	0.001/*0.002*
		STOP	10	ZBY02304	0.001/*0.002*
French	Black or red *(1)*	AUTO-O-MAIN	10	ZBY02185	0.001/*0.002*
		MARCHE	10	ZBY02103	0.001/*0.002*
		SOUS TENSION	10	ZBY02126	0.001/*0.002*



ZBY4100

Sheets of peel-off legends (with backing board and protective transparent cover)

Description	For use with	Sold in lots of	Unit reference	Weight kg/*lb*
Sheet of 76 legends Ø 8 x 27 mm/ *0.315* x *1.063 in*.	Ø 30 x 40 mm/*1.181* x *1.575 in*. legend holder ZBZ32 and ZBZ34	10	ZBY4100	0.043/*0.095*

(1) "Start" functions: white letters on black background. "Stop" functions: white letters on red background (unless otherwise specified above).
(2) For compliance with standard EN/ISO 13850, paragraph 4.4.6, the Emergency Stop function logo has been added.
(3) To add customized markings on these references using the web customization tool, see page 5.

Control and signaling units

Harmony XB5, plastic

Diameter 22 mm Legends for insertion, printing, or pre-printed, circular
Bellows for harsh environments

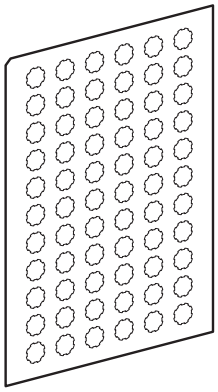

ZBY1101

Legends for XB5A pushbuttons, illuminated pushbuttons, and pilot lights

Description	Language	Marking	Sold in lots of	Unit reference	Weight kg/*lb*
Sheets of 66 circular peel-off, transparent, self-adhesive legends	–	Without	10	ZBY1101	0.017/*0.037*
Strips of 66 circular peel-off, transparent, self-adhesive legends	International	I	10	ZBY1147	0.017/*0.037*

Control and signaling units

Harmony XB5, plastic

Diameter 22 mm Accessories for pushbuttons

ZB5SZ3

ZBSP2

ZB5AZ026

Other accessories (continued)

Description	For use with	Color	Sold in lots of	Unit reference For black bezel	For gray bezel	Weight kg/*lb*
Plastic blanking plug (with fixing nut)	Circular Ø 22 mm/*0.866 in.* control and signaling units	Black	10	ZB5SZ3	ZB5SZ3C0 *(1)*	0.009/*0.020*
		Black	10	ZB5SZ5	–	0.009/*0.020*
Liquid spray protective washer to be fitted under the head	Ø 22 mm/*0.866 in.* control and signaling units	Chromium plated	10	ZB4BZ007	–	0.010/*0.022*
		Black	10	ZB4BZ0077	–	0.010/*0.022*
Plastic protection cover IP65/IP67	Ø 22 mm/*0.866 in.* USB and RJ45 ports	Black	10	ZBSP1	–	0.002/*0.004*
Rigid plastic protection cover IP65/IP67	Ø 22 mm/*0.866 in.* USB and RJ45 ports	Transparent	1	ZBSP2	–	0.006/*0.013*
Metal protection cover IP65/IP67/IP69K	Ø 22 mm/*0.866 in.* USB and RJ45 ports	Silver	1	ZBSP3	–	0.010/*0.022*
Ø 30 mm/*1.181 in.* plastic flush mounting kit	Pushbuttons and pilot lights	Black	1	ZB5AZ021	–	0.006/*0.013*
	Selector switches and illuminated pushbuttons	Black	1	ZB5AZ022	–	0.007/*0.015*
Ø 30 mm/*1.181 in.* plastic flush mounting kit with 1-line legend	Pushbuttons and pilot lights	Black	1	ZB5AZ023	–	0.007/*0.015*
	Selector switches and illuminated pushbuttons	Black	1	ZB5AZ024	–	0.008/*0.018*
Ø 30 mm/*1.181 in.* plastic flush mounting kit with 2-line legend	Pushbuttons and pilot lights	Black	1	ZB5AZ025	–	0.007/*0.015*
	Selector switches and illuminated pushbuttons	Black	1	ZB5AZ026	–	0.009/*0.020*

(1) To add customized markings on these references using the web customization tool, see page 5.

Harmony XB5 Flush mounted, Ø 30 mm

Schneider Electric

Control and signaling units

Harmony XB5, plastic

Flush mounted Diameter 30 mm, spring return pushbuttons, unmarked

XB5FA31

XB5FA51C0

ZB5FA0

ZB5FA9

ZB5FA4

ZB5FA3M33

ZB5FA66

Flush mounted pushbuttons with flush push for Ø 30 mm *(1)*
Screw clamp terminal connections (Schneider Electric anti-loosening system)

Shape of head	Type of push	Type of contact NO	Type of contact NC	Marking on bezel Text (color)	Color of push	Reference For black bezel	Reference For gray bezel	Weight kg/*lb*
Complete units *(2)*								
	Flush	1	–	–	White	XB5FA11 (ZB5AZ101 + ZB5FA1)	XB5FA11C0 (ZB5AZ101 + ZB5FA1C0)	0.037/*0.082*
					Black	XB5FA21 (ZB5AZ101 + ZB5FA2)	XB5FA21C0 (ZB5AZ101 + ZB5FA2C0)	0.037/*0.082*
					Green	XB5FA31 (ZB5AZ101 + ZB5FA3)	XB5FA31C0 (ZB5AZ101 + ZB5FA3C0)	0.037/*0.082*
					Yellow	XB5FA51 (ZB5AZ101 + ZB5FA5)	XB5FA51C0 (ZB5AZ101 + ZB5FA5C0)	0.037/*0.082*
					Blue	XB5FA61 (ZB5AZ101 + ZB5FA6)	XB5FA61C0 (ZB5AZ101 + ZB5FA6C0)	0.037/*0.082*
		–	1	–	Red	XB5FA42 (ZB5AZ102 + ZB5FA4)	XB5FA42C0 (ZB5AZ102 + ZB5FA4C0)	0.037/*0.082*
Heads only, circular *(2)*								
	Without cap *(3)*			–	–	ZB5FA0	ZB5FA0C0	0.022/*0.049*
	Flush, with set of 6 colored caps			–	6 colors *(4)*	ZB5FA9	ZB5FA9C0	0.027/*0.060*
	Flush			–	White	ZB5FA1	ZB5FA1C0	0.018/*0.040*
					Black	ZB5FA2	ZB5FA2C0	0.018/*0.040*
					Green	ZB5FA3	ZB5FA3C0	0.018/*0.040*
					Red	ZB5FA4	ZB5FA4C0	0.018/*0.040*
					Yellow	ZB5FA5	ZB5FA5C0	0.018/*0.040*
					Blue	ZB5FA6	ZB5FA6C0	0.018/*0.040*
					Gray	ZB5FA8	ZB5FA8C0	0.018/*0.040*
	Flush with transparent cap for insertion of legend *(5)*			–	White	ZB5FA18	ZB5FA18C0	0.018/*0.040*
					Green	ZB5FA38	ZB5FA38C0	0.018/*0.040*
					Red	ZB5FA48	ZB5FA48C0	0.018/*0.040*
					Yellow	ZB5FA58	ZB5FA58C0	0.018/*0.040*
					Blue	ZB5FA68	ZB5FA68C0	0.018/*0.040*
Heads only with marked bezel								
	Flush			"START" (White)	Green	ZB5FA3M33	–	0.018/*0.040*

Flush mounted pushbutton with recessed push for Ø 30 mm *(1)* **High guard**

Shape of head	Type of push	Color	Reference For black bezel	Reference For gray bezel	Weight kg/*lb*
Heads only, circular *(2)*					
	Recessed (high guard)	White	ZB5FA16	ZB5FA16C0	0.020/*0.044*
		Black	ZB5FA26	ZB5FA26C0	0.020/*0.044*
		Green	ZB5FA36	ZB5FA36C0	0.020/*0.044*
		Red	ZB5FA46	ZB5FA46C0	0.020/*0.044*
		Yellow	ZB5FA56	ZB5FA56C0	0.020/*0.044*
		Blue	ZB5FA66	ZB5FA66C0	0.020/*0.044*

(1) For recommended maximum number of contacts constituting the body (fixing collar and contact) associated with the head, see page 26 and 27.
(2) To add customized markings on these references using the web customization tool, see page 5.
(3) Colored cap to be ordered separately, see page 94.
(4) Head supplied with 6 different colored caps (white, black, green, red, yellow, or blue) not fitted.
(5) For legend ordering information, see page 98.

Control and signaling units

Harmony XB5, plastic

Diameter 30 mm Flush mounted spring return pushbuttons, unmarked

XB5FL42

XB5FL42C0

ZB5FL4

ZB5FL4M34

Flush mounted pushbuttons with projecting push for Ø 30 mm *(1)*
Screw clamp terminal connections (Schneider Electric anti-loosening system)

Shape of head	Type of push	Type of contact NO	Type of contact NC	Marking on bezel Text (color)	Color of push	Reference For black bezel	Reference For gray bezel	Weight kg/*lb*
Complete units *(2)*								
	Projecting	–	1		Red	XB5FL42 (ZB5AZ102 + ZB5FL4)	XB5FL42C0 (ZB5AZ102 + ZB5FL4C0)	0.038/*0.084*
Heads only, circular *(2)*								
	Projecting				White	ZB5FL1	–	0.019/*0.042*
					Black	ZB5FL2	ZB5FL2C0	0.019/*0.042*
					Green	ZB5FL3	ZB5FL3C0	0.019/*0.042*
					Red	ZB5FL4	ZB5FL4C0	0.019/*0.042*
					Yellow	ZB5FL5	ZB5FL5C0	0.019/*0.042*
					Blue	ZB5FL6	ZB5FL6C0	0.019/*0.042*
Heads only with marked bezel								
	Projecting			"STOP" (White)	Red	ZB5FL4M34	–	0.019/*0.042*

(1) For recommended maximum number of contacts constituting the body (fixing collar and contact) associated with the head, see page 26 and 27.

(2) To add customized markings on these references using the web customization tool, see page 5.

Control and signaling units

Harmony XB5, plastic

Diameter 30 mm Flush mounted spring return pushbuttons, with marking

XB5FA4322

XB5FA3341C0

ZB5FA331

ZB5FA432

ZB5FL232

Flush mounted pushbuttons with flush or projecting push for Ø 30 mm *(1)*
Screw clamp terminal connections (Schneider Electric anti-loosening system)

Shape of head	Type of push	Type of contact NO	Type of contact NC	Marking Text (color)	Color of push	Reference For black bezel	Reference For gray bezel	Weight kg/*lb*
Complete units *(2)*								
	Flush	1	–	"I" (white)	Green	XB5FA3311 (ZB5AZ101 + ZB5FA331)	XB5FA3311C0 (ZB5AZ101 + ZB5FA331C0)	0.037/*0.082*
	Flush	–	1	"O" (white)	Red	XB5FA4322 (ZB5AZ102 + ZB5FA432)	XB5FA4322C0 (ZB5AZ102 + ZB5FA432C0)	0.037/*0.082*
	Projecting	–	1	"O" (white)	Red	XB5FL4322 (ZB5AZ102 + ZB5FL432)	–	0.037/*0.082*
	Flush *(3)*	1	–	↑ (black)	White	XB5FA3341 (ZB5AZ101 + ZB5FA334)	XB5FA3341C0 (ZB5AZ101 + ZB5FA334C0)	0.037/*0.082*
	Flush *(3)*	1	–	↓ (white)	Black	XB5FA3351 (ZB5AZ101 + ZB5FA335)	XB5FA3351C0 (ZB5AZ101 + ZB5FA335C0)	0.037/*0.082*
Heads only, circular *(2)*								
	Flush			"I" (white)	Green	ZB5FA331	ZB5FA331C0	0.018/*0.040*
				"I" (black)	White	ZB5FA131	–	0.018/*0.040*
				"II" (white)	Green	ZB5FA336	–	0.018/*0.040*
				"II" (black)	White	ZB5FA136	–	0.018/*0.040*
				"START" (white)	Green	ZB5FA333	–	0.018/*0.040*
				"START" (black)	White	ZB5FA133	–	0.018/*0.040*
				"ON" (white)	Green	ZB5FA341	–	0.018/*0.040*
				"ON" (black)	White	ZB5FA141	–	0.018/*0.040*
				"MARCHE" (white)	Green	ZB5FA342	–	0.018/*0.040*
				"MARCHE" (black)	White	ZB5FA142	–	0.018/*0.040*
				(white)	Black	ZB5FA245	–	0.018/*0.040*
				(black)	White	ZB5FA145	–	0.018/*0.040*
				"O" (white)	Red	ZB5FA432	ZB5FA432C0	0.018/*0.040*
					Black	ZB5FA232	–	0.018/*0.040*
				"ARRET" (white)	Red	ZB5FA433	–	0.018/*0.040*
					Black	ZB5FA233	–	0.018/*0.040*
				"STOP" (white)	Red	ZB5FA434	ZB5FA434C0	0.018/*0.040*
					Black	ZB5FA234	–	0.018/*0.040*
				"OFF" (white)	Red	ZB5FA435	–	0.018/*0.040*
					Black	ZB5FA235	–	0.018/*0.040*
				UP (black)	White	ZB5FA343	–	0.018/*0.040*
				DOWN (white)	Black	ZB5FA344	–	0.018/*0.040*
				↑ (black) *(2)*	White	ZB5FA334	ZB5FA334C0	0.018/*0.040*
				↓ (white) *(2)*	Black	ZB5FA335	ZB5FA335C0	0.018/*0.040*
Heads only, circular *(2)*								
	Projecting *(3)*			"O" (white)	Red	ZB5FL432	ZB5FL432C0	0.019/*0.042*
					Black	ZB5FL232	–	0.019/*0.042*
				"ARRET" (white)	Red	ZB5FL433	–	0.019/*0.042*
				"STOP" (white)	Red	ZB5FL434	–	0.019/*0.042*
					Black	ZB5FL234	–	0.019/*0.042*
				"OFF" (white)	Red	ZB5FL435	–	0.019/*0.042*
					Black	ZB5FL235	–	0.019/*0.042*

(1) For recommended maximum number of contacts constituting the body (fixing collar and contact) associated with the head, see page 26 and 27.
(2) To add customized markings on these references using the web customization tool, see page 5
(3) Product supplied with cap not clipped in, allowing orientation through 360° in 90° steps.

Control and signaling units

Harmony XB5, plastic

Diameter 30 mm Flush mounted illuminated pushbuttons, spring return, with Universal LED

XB5FW31B5

XB5FW34G5

Flush mounted illuminated pushbuttons with flush push for Ø 30 mm *(1)*
Screw clamp terminal connections (Schneider Electric anti-loosening system)

Shape of head	Description	Type of contact NO	Type of contact NC	Supply voltage V	Color of push	Reference For black bezel	Reference For gray bezel	Weight kg/*lb*
Complete units - With plain lens *(2)*								
	Universal LED	1	1	24 ⎓ 50/60 Hz	White	XB5FW31B5 (ZB5AW0B15 + ZB5FW313)	XB5FW31B5C0 (ZB5AW0B15 + ZB5FW313C0)	0.056/*0.123*
					Green	XB5FW33B5 (ZB5AW0B15 + ZB5FW333)	XB5FW33B5C0 (ZB5AW0B15 + ZB5FW333C0)	0.056/*0.123*
					Red	XB5FW34B5 (ZB5AW0B15 + ZB5FW343)	XB5FW34B5C0 (ZB5AW0B15 + ZB5FW343C0)	0.056/*0.123*
					Orange	XB5FW35B5 (ZB5AW0B15 + ZB5FW353)	XB5FW35B5C0 (ZB5AW0B15 + ZB5FW353C0)	0.056/*0.123*
					Blue	XB5FW36B5 (ZB5AW0B15 + ZB5FW363)	XB5FW36B5C0 (ZB5AW0B15 + ZB5FW363C0)	0.056/*0.123*
				110...120 ∿ 50/60 Hz	White	XB5FW31G5 (ZB5AW0G15 + ZB5FW313)	XB5FW31G5C0 (ZB5AW0G15 + ZB5FW313C0)	0.056/*0.123*
					Green	XB5FW33G5 (ZB5AW0G15 + ZB5FW333)	XB5FW33G5C0 (ZB5AW0G15 + ZB5FW333C0)	0.056/*0.123*
					Red	XB5FW34G5 (ZB5AW0G15 + ZB5FW343)	XB5FW34G5C0 (ZB5AW0G15 + ZB5FW343C0)	0.056/*0.123*
					Orange	XB5FW35G5 (ZB5AW0G15 + ZB5FW353)	XB5FW35G5C0 (ZB5AW0G15 + ZB5FW353C0)	0.056/*0.123*
					Blue	XB5FW36G5 (ZB5AW0G15 + ZB5FW363)	XB5FW36G5C0 (ZB5AW0G15 + ZB5FW363C0)	0.056/*0.123*
				230…240 ∿ 50/60 Hz	White	XB5FW31M5 (ZB5AW0M15 + ZB5FW313)	XB5FW31M5C0 (ZB5AW0M15 + ZB5FW313C0)	0.056/*0.123*
					Green	XB5FW33M5 (ZB5AW0M15 + ZB5FW333)	XB5FW33M5C0 (ZB5AW0M15 + ZB5FW333C0)	0.056/*0.123*
					Red	XB5FW34M5 (ZB5AW0M15 + ZB5FW343)	XB5FW34M5C0 (ZB5AW0M15 + ZB5FW343C0)	0.056/*0.123*
					Orange	XB5FW35M5 (ZB5AW0M15 + ZB5FW353)	XB5FW35M5C0 (ZB5AW0M15 + ZB5FW353C0)	0.056/*0.123*
					Blue	XB5FW36M5 (ZB5AW0M15 + ZB5FW363)	XB5FW36M5C0 (ZB5AW0M15 + ZB5FW363C0)	0.056/*0.123*

(1) For recommended maximum number of contacts constituting the body (fixing collar and contact) associated with the head, see page 26 and 27.

(2) To add customized markings on these references using the web customization tool, see page 5.

Control and signaling units

Harmony XB5, plastic

Diameter 30 mm Flush mounted illuminated pushbuttons, spring return, with Universal LED

ZB5FW313

ZB5FW333C0

ZB5FW343C0

ZB5FW933

Flush mounted illuminated pushbuttons with flush push for Ø 30 mm (continued) *(1)*

Shape of head	Type of push	Color	Reference: For black bezel	Reference: For gray bezel	Weight kg/*lb*
Heads only, circular *(2)* **- With plain lens** *(3)*					
	Flush	White	ZB5FW313	ZB5FW313C0	0.017/*0.037*
		Green	ZB5FW333	ZB5FW333C0	0.017/*0.037*
		Red	ZB5FW343	ZB5FW343C0	0.017/*0.037*
		Orange	ZB5FW353	ZB5FW353C0	0.017/*0.037*
		Yellow	ZB5FW383	ZB5FW383C0	0.017/*0.037*
		Blue	ZB5FW363	ZB5FW363C0	0.017/*0.037*
	Flush with illuminated ring	White	ZB5FW913	–	0.016/*0.035*
		Green	ZB5FW933	–	0.016/*0.035*
		Red	ZB5FW943	–	0.016/*0.035*
		Orange	ZB5FW953	–	0.016/*0.035*
		Yellow	ZB5FW983	–	0.016/*0.035*
		Blue	ZB5FW963	–	0.016/*0.035*
	Flush for insertion of legend *(4)* **(IP69 K)**	White	ZB5FA18	ZB5FA18C0	0.018/*0.040*
		Green	ZB5FA38	ZB5FA38C0	0.018/*0.040*
		Red	ZB5FA48	ZB5FA48C0	0.018/*0.040*
		Orange	ZB5FA58	ZB5FA58C0	0.018/*0.040*
		Blue	ZB5FA68	ZB5FA68C0	0.018/*0.040*

(1) For recommended maximum number of contacts constituting the body (fixing collar and contact) associated with the head, see page 26 and 27.
(2) For use with bodies comprising a light source with Universal LED only.
(3) To add customized markings on these references using the web customization tool, see page 5.
(4) For legend ordering information, see page 99.

Control and signaling units

Harmony XB5, plastic

Diameter 30 mm Flush mounted illuminated pushbuttons, spring return, with Universal LED

Flush mounted illuminated pushbuttons with projecting push for Ø 30 mm *(1)*

Shape of head	Type of push	Color	Reference		Weight kg/*lb*
			For black bezel	For gray bezel	
Heads only, circular - With plain lens *(2)*					
	Projecting	White	ZB5FW113	ZB5FW113C0	0.018/*0.040*
		Green	ZB5FW133	ZB5FW133C0	0.018/*0.040*
		Red	ZB5FW143	ZB5FW143C0	0.018/*0.040*
		Orange	ZB5FW153	ZB5FW153C0	0.018/*0.040*
		Yellow	ZB5FW183	ZB5FW183C0	0.018/*0.040*
		Blue	ZB5FW163	ZB5FW163C0	0.018/*0.040*

ZB5FW143

ZB5FW183C0

(1) For recommended maximum number of contacts constituting the body (fixing collar and contact) associated with the head, see page 26 and 27.

(2) To add customized markings on these references using the web customization tool, see page 5.

Control and signaling units

Harmony XB5, plastic

Diameter 30 mm Flush mounted pushbuttons, push-push

ZB5FH04

Flush mounted pushbuttons with flush push for Ø 30 mm *(1)*

Shape of head	Type of push	Color of push	Reference For black bezel	Reference For gray bezel	Weight kg/*lb*
Heads only, circular *(3)*					
	Without cap *(2)*	–	ZB5FH0	ZB5FH0C0	0.018/*0.040*
	Flush	White	ZB5FH01	ZB5FH01C0	0.018/*0.040*
		Black	ZB5FH02	ZB5FH02C0	0.018/*0.040*
		Green	ZB5FH03	ZB5FH03C0	0.018/*0.040*
		Red	ZB5FH04	ZB5FH04C0	0.018/*0.040*
		Yellow	ZB5FH05	ZB5FH05C0	0.018/*0.040*
		Blue	ZB5FH06	ZB5FH06C0	0.018/*0.040z*

ZB5FH5C0

Flush mounted pushbuttons with projecting push for Ø 30 mm *(1)*

Shape of head	Type of push	Color of push	Reference For black bezel	Reference For gray bezel	Weight kg/*lb*
Heads only, circular *(3)*					
	Projecting	White	ZB5FH1	ZB5FH1C0	0.018/*0.040*
		Black	ZB5FH2	ZB5FH2C0	0.018/*0.040*
		Green	ZB5FH3	ZB5FH3C0	0.018/*0.040*
		Red	ZB5FH4	ZB5FH4C0	0.018/*0.040*
		Yellow	ZB5FH5	ZB5FH5C0	0.018/*0.040*
		Blue	ZB5FH6	ZB5FH6C0	0.018/*0.040*

(1) For recommended maximum number of contacts constituting the body (fixing collar and contact) associated with the head, see page 26 and 27.
(2) Caps to be ordered separately, see page 94.
(3) To add customized markings on these references using the web customization tool, see page 5.

Control and signaling units

Harmony XB5, plastic

Diameter 30 mm Flush mounted pushbuttons, push-push

ZB5FH063

Flush mounted illuminated pushbuttons with flush push for Ø 30 mm *(1)*

Shape of head	Type of push	Color of push	Reference For black bezel	Reference For gray bezel	Weight kg/*lb*
Heads only, circular *(2) (3)*					
	Flush	White	ZB5FH013	ZB5FH013C0	0.017/*0.037*
		Green	ZB5FH033	ZB5FH033C0	0.017/*0.037*
		Red	ZB5FH043	ZB5FH043C0	0.017/*0.037*
		Orange	ZB5FH053	ZB5FH053C0	0.017/*0.037*
		Yellow	ZB5FH083	ZB5FH083C0	0.017/*0.037*
		Blue	ZB5FH063	ZB5FH063C0	0.017/*0.037*

ZB5FH83C0

Flush mounted illuminated pushbuttons with projecting push for Ø 30 mm *(1)*

Shape of head	Type of push	Color of push	Reference For black bezel	Reference For gray bezel	Weight kg/*lb*
Heads only, circular *(2) (3)*					
	Projecting	White	ZB5FH13	ZB5FH13C0	0.017/*0.037*
		Green	ZB5FH33	ZB5FH33C0	0.017/*0.037*
		Red	ZB5FH43	ZB5FH43C0	0.017/*0.037*
		Orange	ZB5FH53	ZB5FH53C0	0.017/*0.037*
		Yellow	ZB5FH83	ZB5FH83C0	0.017/*0.037*
		Blue	ZB5FH63	ZB5FH63C0	0.017/*0.037*

(1) For recommended maximum number of contacts constituting the body (fixing collar and contact) associated with the head, see page 26 and 27.
(2) For use with bodies comprising a light source with universal LED only.
(3) To add customized markings on these references using the web customization tool, see page 5.

Control and signaling units

Harmony XB5, plastic

Diameter 30 mm Flush mounted selector switches with standard handle

XB5FD33

XB5FD33C0

ZB5FD2

ZB5FD2M178

ZB5FD203

Flush mounted selector switches with standard handle for Ø 30 mm *(1)*
Screw clamp terminal connections (Schneider Electric anti-loosening system)

Shape of head	Type of operator	Type of contact NO	Type of contact NC	Marking on bezel Text (color)	Positions Number	Positions Type	Reference For black bezel	Reference For gray bezel	Weight kg/*lb*
Complete units *(2)*									
	Standard handle, black	1	–		2-position 90°	Stay put	XB5FD21 (ZB5AZ101 + ZB5FD2)	XB5FD21C0 (ZB5AZ101 + ZB5FD2C0)	0.043/*0.095*
		1	–			Spring return from right to left	XB5FD41 (ZB5AZ101 + ZB5FD4)	XB5FD41C0 (ZB5AZ101 + ZB5FD4C0)	0.046/*0.101*
		1	1			Stay put	XB5FD25 (ZB5AZ105 + ZB5FD2)	XB5FD25C0 (ZB5AZ105 + ZB5FD2C0)	0.043/*0.095*
		2	–		3-position ± 45°	Stay put	XB5FD33 (ZB5AZ103 + ZB5FD3)	XB5FD33C0 (ZB5AZ103 + ZB5FD3C0)	0.043/*0.095*
						Spring return to center	XB5FD53 (ZB5AZ103 + ZB5FD5)	XB5FD53C0 (ZB5AZ103 + ZB5FD5C0)	0.043/*0.095*
Heads only *(2)*									
	Standard handle, black				2-position 90°	Stay put	ZB5FD2	ZB5FD2C0	0.017/*0.037*
						Spring return from right to left	ZB5FD4	ZB5FD4C0	0.020/*0.044*
					3-position ± 45°	Stay put	ZB5FD3	ZB5FD3C0	0.017/*0.037*
						Spring return to center	ZB5FD5	ZB5FD5C0	0.017/*0.037*
						Spring return from left to center	ZB5FD7	ZB5FD7C0	0.017/*0.037*
						Spring return from right to center	ZB5FD8	ZB5FD8C0	0.017/*0.037*
Heads only with marked bezel									
	Standard handle, black			"O" and "I" (White)	2-position 90°	Stay put	ZB5FD2M178		0.017/*0.037*
Heads only with other colored handles *(2)*									
	Standard handle, white					Add suffix **01** to the reference, for example:	ZB5FD201	ZB5FD201C0	
	Standard handle, green					Add suffix **03** to the reference, for example:	ZB5FD203	ZB5FD203C0	
	Standard handle, red					Add suffix **04** to the reference, for example:	ZB5FD204	ZB5FD204C0	
	Standard handle, yellow					Add suffix **05** to the reference, for example:	ZB5FD205	ZB5FD205C0	
	Standard handle, blue					Add suffix **06** to the reference, for example:	ZB5FD206	ZB5FD206C0	

(1) For recommended maximum number of contacts and sequence of contacts constituting the body (fixing collar and contact) associated with the head, see page 26 and 27.
(2) To add customized markings on these references using the web customization tool, see page 5.

Control and signaling units

Harmony XB5, plastic

Diameter 30 mm Flush mounted selector switches with long handle

XB5FJ21

ZB5FJ3

Flush mounted selector switches with long handle for Ø 30 mm *(1)*
Screw clamp terminal connections (Schneider Electric anti-loosening system)

Shape of head	Type of operator	Type of contact NO	Type of contact NC	Positions Number	Type		Reference For black bezel	Reference For gray bezel	Weight kg/*lb*
Complete units *(2)*									
	Long handle, black	1	–	2-position 90°	Stay put		XB5FJ21 (ZB5AZ101 + ZB5FJ2)	XB5FJ21C0 (ZB5AZ101 + ZB5FJ2C0)	0.043/*0.095*
		2	–	3-position ± 45°	Stay put		XB5FJ33 (ZB5AZ103 + ZB5FJ3)	XB5FJ33C0 (ZB5AZ103 + ZB5FJ3C0)	0.043/*0.095*
					Spring return to center		XB5FJ53 (ZB5AZ103 + ZB5FJ5)	XB5FJ53C0 (ZB5AZ103 + ZB5FJ5C0)	0.043/*0.095*
Heads only *(2)*									
	Long handle, black			2-position 90°	Stay put		ZB5FJ2	ZB5FJ2C0	0.017/*0.037*
					Spring return from right to left		ZB5FJ4	ZB5FJ4C0	0.020/*0.044*
					Stay put		ZB5FJ3	ZB5FJ3C0	0.017/*0.037*
				3-position ± 45°	Spring return to center		ZB5FJ5	ZB5FJ5C0	0.017/*0.037*
					Spring return from left to center		ZB5FJ7	ZB5FJ7C0	0.017/*0.037*
					Spring return from right to center		ZB5FJ8	ZB5FJ8C0	0.017/*0.037*

(1) For recommended maximum number of contacts and sequence of contacts constituting the body (fixing collar and contact) associated with the head, see page 26 and 27.
(2) To add customized markings on these references using the web customization tool, see page 5.

Control and signaling units

Harmony XB5, plastic

Diameter 30 mm Flush mounted key switches with key 455

XB5FG21

XB5FG21C0

ZB5FG2

Flush mounted key switches for Ø 30 mm *(1)*
Screw clamp terminal connections (Schneider Electric anti-loosening system)

Shape of head	Type of operator	Type of contact NO	Type of contact NC	Positions *(2)* Number	Positions *(2)* Type	Reference For black bezel *(4)*	Reference For gray bezel	Weight kg/*lb*
Complete units								
	Key switch with key 455	1	–	2-position 90°	Stay put	XB5FG21 (ZB5AZ101 + ZB5FG2)	XB5FG21C0 (ZB5AZ101 + ZB5FG2C0)	0.831/*1.832*
						XB5FG41 (ZB5AZ101 + ZB5FG4)	XB5FG41C0 (ZB5AZ101 + ZB5FG4C0)	0.831/*1.832*
					Spring return to left	XB5FG61 (ZB5AZ101 + ZB5FG6)	XB5FG61C0 (ZB5AZ101 + ZB5FG6C0)	0.870/*1.918*
		2	–	3-position ± 45°	Stay put	XB5FG03 (ZB5AZ103 + ZB5FG0)	XB5FG03C0 (ZB5AZ103 + ZB5FG0C0)	0.831/*1.832*
						XB5FG33 (ZB5AZ103 + ZB5FG3)	XB5FG33C0 (ZB5AZ103 + ZB5FG3C0)	0.831/*1.832*
Heads only								
	Key switch with key 455 *(3)*			2-position 90°	Stay put	ZB5FG2 *(4)*	ZB5FG2C0	0.057/*0.126*
						ZB5FG02	–	0.057/*0.126*
						ZB5FG4 *(4)*	ZB5FG4C0	0.057/*0.126*
					Spring return from right to left	ZB5FG6 *(4)*	ZB5FG6C0	0.061/*0.134*
				3-position ± 45°	Stay put	ZB5FG0 *(4)*	ZB5FG0C0	0.057/*0.126*
						ZB5FG3	–	0.057/*0.126*
						ZB5FG5	–	0.057/*0.126*
						ZB5FG9	–	0.057/*0.126*
						ZB5FG09	–	0.057/*0.126*
					Spring return from left to center	ZB5FG1	–	0.057/*0.126*
					Spring return to center	ZB5FG7 *(4)*	ZB5FG7C0	0.057/*0.126*
					Spring return from right to center	ZB5FG8	–	0.057/*0.126*
						ZB5FG05 *(4)*	ZB5FG05C0	0.057/*0.126*
						ZB5FG08 *(4)*	ZB5FG08C0	0.057/*0.126*

(1) For recommended maximum number of contacts and sequence of contacts constituting the body (fixing collar and contact) associated with the head, see page 26 and 27.
(2) The symbol indicates key withdrawal position(s).
(3) For specific keys, please contact our Customer Care Center.
(4) To add customized markings on these references using the web customization tool, see page 5.

Control and signaling units

Harmony XB5, plastic

Diameter 30 mm Flush mounted key switches with key 8D1
Flush mounted selector switches with knurled knob

ZB5FG09D

Flush mounted key switches for Ø 30 mm (continued) *(1)*

Shape of head	Type of operator	Positions *(2)* Number	Type		Reference For black bezel	For gray bezel	Weight kg/*lb*
	Key switch with key 8D1	2-position 90°	Stay put		ZB5FG2D	–	0.069/*0.152*
					ZB5FG02D	–	0.069/*0.152*
					ZB5FG4D	–	0.069/*0.152*
			Spring return from right to left		ZB5FG6D	–	0.069/*0.152*
		3-position ± 45°	Stay put		ZB5FG0D	–	0.069/*0.152*
					ZB5FG3D	–	0.069/*0.152*
					ZB5FG5D	–	0.069/*0.152*
					ZB5FG9D	–	0.069/*0.152*
					ZB5FG09D	–	0.069/*0.152*
			Spring return from left to center		ZB5FG1D	–	0.069/*0.152*
			Spring return to center		ZB5FG7D	–	0.069/*0.152*
			Spring return from right to center		ZB5FG8D	–	0.069/*0.152*
					ZB5FG05D	–	0.069/*0.152*
					ZB5FG08D	–	0.069/*0.152*
		3-position ± 45°	Stay put		ZB5FG03D	–	0.069/*0.152*
					ZB5FG04D	–	0.069/*0.152*
			Spring return to centre		ZB5FG06D	–	0.069/*0.152*
			Spring return from right to centre		ZB5FG07D	–	0.069/*0.152*

ZB5FD29

ZB5FD29C0

Flush mounted selector switches with knurled knob for Ø 30 mm *(1)*

Shape of head	Type of operator	Positions *(2)* Number	Type		Reference For black bezel	For gray bezel	Weight kg/*lb*
Heads only *(3)*							
	Black knurled knob	2-position 90°	Stay put		ZB5FD29	ZB5FD29C0	0.034/*0.075*
			Spring return from right to left		ZB5FD49	ZB5FD49C0	0.034/*0.075*
		3-position ± 45°	Stay put		ZB5FD39	ZB5FD39C0	0.034/*0.075*
			Spring return to center		ZB5FD59	ZB5FD59C0	0.034/*0.075*
			Spring return from left to center		ZB5FD79	ZB5FD79C0	0.034/*0.075*
			Spring return from right to center		ZB5FD89	ZB5FD89C0	0.034/*0.075*

(1) For recommended maximum number of contacts and sequence of contacts constituting the body (fixing collar and contact) associated with the head, see page 26 and 27.
(2) The symbol ⚿ indicates key withdrawal position(s).
(3) To add customized markings on these references using the web customization tool, see page 5.

Control and signaling units

Harmony XB5, plastic

Diameter 30 mm Flush mounted illuminated selector switches with standard handle, with Universal LED

XB5FK123B5

XB5FK124B5

XB5FK125B5

Flush mounted illuminated selector switches with standard handle, with Universal LED for Ø 30 mm *(1)*

Screw clamp terminal connections (Schneider Electric anti-loosening system)

Shape of head	Type of operator	Type of contact NO	Type of contact NC	Positions Number and type	Supply voltage V	Color of handle	Reference For black bezel	Reference For gray bezel	Weight kg/*lb*
Complete units *(2)*									
	Standard handle	1	1	2-position 90° Stay put	24 ⎓ (50/60 Hz)	Green	XB5FK123B5 (ZB5AW0B15 + ZB5FK1233)	XB5FK123B5C0 (ZB5AW0B15 + ZB5FK1233C0)	0.516/*1.138*
						Red	XB5FK124B5 (ZB5AW0B15 + ZB5FK1243)	XB5FK124B5C0 (ZB5AW0B15 + ZB5FK1243C0)	0.516/*1.138*
						Orange	XB5FK125B5 (ZB5AW0B15 + ZB5FK1253)	XB5FK125B5C0 (ZB5AW0B15 + ZB5FK1253C0)	0.516/*1.138*
					110...120 ∿ (50/60 Hz)	Green	XB5FK123G5 (ZB5AW0G15 + ZB5FK1233)	XB5FK123G5C0 (ZB5AW0G15 + ZB5FK1233C0)	0.516/*1.138*
						Red	XB5FK124G5 (ZB5AW0G15 + ZB5FK1243)	–	0.516/*1.138*
						Orange	XB5FK125G5 (ZB5AW0G15 + ZB5FK1253)	–	0.516/*1.138*
					230...240 ∿ (50/60 Hz)	Green	XB5FK123M5 (ZB5AW0M15 + ZB5FK1233)	XB5FK123M5C0 (ZB5AW0M15 + ZB5FK1233C0)	0.516/*1.138*
						Red	XB5FK124M5 (ZB5AW0M15 + ZB5FK1243)	XB5FK124M5C0 (ZB5AW0M15 + ZB5FK1243C0)	0.516/*1.138*
						Orange	XB5FK125M5 (ZB5AW0M15 + ZB5FK1253)	XB5FK125M5C0 (ZB5AW0M15 + ZB5FK1253C0)	0.516/*1.138*
		1	1	3-position ± 45° Stay put	24 ⎓ (50/60 Hz)	Green	XB5FK133B5 (ZB5AW0B15 + ZB5FK1333)	XB5FK133B5C0 (ZB5AW0B15 + ZB5FK1333C0)	0.516/*1.138*
						Red	XB5FK134B5 (ZB5AW0B15 + ZB5FK1343)	–	0.516/*1.138*
						Orange	XB5FK135B5 (ZB5AW0B15 + ZB5FK1353)	–	0.516/*1.138*
					110...120 ∿ (50/60 Hz)	Green	XB5FK133G5 (ZB5AW0G15 + ZB5FK1333)	–	0.516/*1.138*
						Red	XB5FK134G5 (ZB5AW0G15 + ZB5FK1343)	–	0.516/*1.138*
						Orange	XB5FK135G5 (ZB5AW0G15 + ZB5FK1353)	–	0.516/*1.138*
					230...240 ∿ (50/60 Hz)	Green	XB5FK133M5 (ZB5AW0M15 + ZB5FK1333)	XB5FK133M5C0 (ZB5AW0M15 + ZB5FK1333C0)	0.516/*1.138*
						Red	XB5FK134M5 (ZB5AW0M15 + ZB5FK1343)	–	0.516/*1.138*
						Orange	XB5FK135M5 (ZB5AW0M15 + ZB5FK1353)	–	0.516/*1.138*

(1) For recommended maximum number of contacts constituting the body (fixing collar and contact) associated with the head, see page 26 and 27.

(2) To add customized markings on these references using the web customization tool, see page 5.

Control and signaling units

Harmony XB5, plastic

Diameter 30 mm Flush mounted pilot lights with Universal LED

XB5FVB1

XB5FVB4C0

XB5FVG3

Flush mounted pilot lights with Universal LED for Ø 30 mm *(1)*
Screw clamp terminal connections (Schneider Electric anti-loosening system)

Shape of head	Supply voltage V	Color	Reference For black bezel	Reference For gray bezel	Weight kg/*lb*
Complete units (with plain lens)					
	24 ⎓ (50/60 Hz)	White	XB5FVB1 (ZB5AVB1 + ZB5FV013)	XB5FVB1C0 (ZB5AVB1 + ZB5FV013C0)	0.038/*0.084*
		Green	XB5FVB3 (ZB5AVB1 + ZB5FV033)	XB5FVB3C0 (ZB5AVB1 + ZB5FV033C0)	0.038/*0.084*
		Red	XB5FVB4 (ZB5AVB1 + ZB5FV043)	XB5FVB4C0 (ZB5AVB1 + ZB5FV043C0)	0.038/*0.084*
		Orange	XB5FVB5 (ZB5AVB1 + ZB5FV053)	XB5FVB5C0 (ZB5AVB1 + ZB5FV053C0)	0.038/*0.084*
		Blue	XB5FVB6 (ZB5AVB1 + ZB5FV063)	XB5FVB6C0 (ZB5AVB1 + ZB5FV063C0)	0.038/*0.084*
	110...120 ∿ (50/60 Hz)	White	XB5FVG1 (ZB5AVG1 + ZB5FV013)	XB5FVG1C0 (ZB5AVG1 + ZB5FV013C0)	0.038/*0.084*
		Green	XB5FVG3 (ZB5AVG1 + ZB5FV033)	XB5FVG3C0 (ZB5AVG1 + ZB5FV033C0)	0.038/*0.084*
		Red	XB5FVG4 (ZB5AVG1 + ZB5FV043)	XB5FVG4C0 (ZB5AVG1 + ZB5FV043C0)	0.038/*0.084*
		Orange	XB5FVG5 (ZB5AVG1 + ZB5FV053)	XB5FVG5C0 (ZB5AVG1 + ZB5FV053C0)	0.038/*0.084*
		Blue	XB5FVG6 (ZB5AVG1 + ZB5FV063)	XB5FVG6C0 (ZB5AVG1 + ZB5FV063C0)	0.038/*0.084*
	230...240 ∿ (50/60 Hz)	White	XB5FVM1 (ZB5AVM1 + ZB5FV013)	XB5FVM1C0 (ZB5AVM1 + ZB5FV013C0)	0.038/*0.084*
		Green	XB5FVM3 (ZB5AVM1 + ZB5FV033)	XB5FVM3C0 (ZB5AVM1 + ZB5FV033C0)	0.038/*0.084*
		Red	XB5FVM4 (ZB5AVM1 + ZB5FV043)	XB5FVM4C0 (ZB5AVM1 + ZB5FV043C0)	0.038/*0.084*
		Orange	XB5FVM5 (ZB5AVM1 + ZB5FV053)	XB5FVM5C0 (ZB5AVM1 + ZB5FV053C0)	0.038/*0.084*
		Blue	XB5FVM6 (ZB5AVM1 + ZB5FV063)	XB5FVM6C0 (ZB5AVM1 + ZB5FV063C0)	0.038/*0.084*

(1) To add customized markings on these references using the web customization tool, see *page 5*.

Control and signaling units

Harmony XB5, plastic

Diameter 30 mm Flush mounted pilot lights with Universal LED

ZB5FV043

ZB5FV083C0

Flush mounted pilot lights with Universal LED for Ø 30 mm (continued) *(1)*
Screw clamp terminal connections (Schneider Electric anti-loosening system)

Heads only, circular *(2)*

Shape of head	For use with body comprising light source type	Color of lens	Reference		Weight kg/*lb*
			For black bezel	For gray bezel	
■ With plain lens					
	Universal LED	White	ZB5FV013	ZB5FV013C0	0.017/*0.037*
		Green	ZB5FV033	ZB5FV033C0	0.017/*0.037*
		Red	ZB5FV043	ZB5FV043C0	0.017/*0.037*
		Orange	ZB5FV053	ZB5FV053C0	0.017/*0.037*
		Yellow	ZB5FV083	ZB5FV083C0	0.017/*0.037*
		Blue	ZB5FV063	ZB5FV063C0	0.017/*0.037*

(1) To add customized markings on these references using the web customization tool, see page 5.
(2) For use with bodies comprising a light source with Universal LED only.

Control and signaling units

Harmony XB5, plastic

Accessories for flush mounted heads

Pushbutton caps with markings

ZBAF331

Pushbutton caps with markings for flush mounted heads *(3)*

For use with	Type of push	Marking		Color of cap	Unit reference	Weight kg/*lb*
		Text	Color			
Plastic pushbuttons						
ZB4FA0 and ZB5FA0 circular pushbutton heads supplied without cap **(sold in lots of 10)**	Flush	I *(1)*	White	Green	ZBAF331	0.001/*0.002*
			Black	White	ZBAF131	0.001/*0.002*
		II	White	Green	ZBAF336	0.001/*0.002*
			Black	White	ZBAF136	0.001/*0.002*
		III	White	Green	ZBAF337	0.001/*0.002*
			Black	White	ZBAF137	0.001/*0.002*
		IV	White	Green	ZBAF338	0.001/*0.002*
			Black	White	ZBAF138	0.001/*0.002*
		START *(1)*	White	Green	ZBAF333	0.001/*0.002*
			Black	White	ZBAF133	0.001/*0.002*
		ON	White	Green	ZBAF341	0.001/*0.002*
			Black	White	ZBAF141	0.001/*0.002*
		MARCHE	White	Green	ZBAF342	0.001/*0.002*
			Black	White	ZBAF142	0.001/*0.002*
		UP *(1)*	Black	White	ZBAF343	0.001/*0.002*
		DOWN *(1)*	White	Black	ZBAF344	0.001/*0.002*
		⊤ *(1)*	White	Black	ZBAF245	0.001/*0.002*
			Black	White	ZBAF145	0.001/*0.002*
		⬆ *(2)*	White	Black	ZBAF335	0.001/*0.002*
			Black	White	ZBAF334	0.001/*0.002*
		O *(1)*	White	Red	ZBAF432	0.001/*0.002*
				Black	ZBAF232	0.001/*0.002*
		ARRET	White	Red	ZBAF433	0.001/*0.002*
				Black	ZBAF233	0.001/*0.002*
		STOP *(1)*	White	Red	ZBAF434	0.001/*0.002*
				Black	ZBAF234	0.001/*0.002*
		OFF	White	Red	ZBAF435	0.001/*0.002*
				Black	ZBAF235	0.001/*0.002*
		R *(1)*	White	Blue	ZBAF639	0.001/*0.002*
		+	White	Black	ZBAF2934	0.001/*0.002*
		–	White	Black	ZBAF2935	0.001/*0.002*

(1) Double injection molded marking.
(2) Can be clipped in at 90° steps, through 360°.
(3) To add customized markings on these references using the web customization tool, see page 5.

Schneider Electric

Control and signaling units

Harmony XB5, plastic

Accessories for pushbuttons

ZB5FSZ3

ZB4FBZ014

Other accessories

Description	For use with	Color	Sold in lots of	Unit reference For black bezel	For gray bezel	Weight kg/*lb*
Plastic blanking plug for flush mounted heads (with fixing nut)	Circular Ø 30 mm/*1.181 in.* flush mounted control and signaling units	Black	5	ZB5FSZ3	–	0.009/*0.020*
Metal ring for flush mounted Ø 30 mm/*1.181 in.* NEMA hole	Ø 30 mm/*1.181 in.* flush mounted control and signaling units	Chromium plated	10	ZB4FBZ014	–	0.012/*0.027*
Liquid spray protective washer to be fitted under the head	Ø 30 mm/*1.181 in.* flush mounted control and signaling units	Chromium plated	10	ZB4FBZ007	–	0.003/*0.006*

Control and signaling units

Harmony XB5, plastic

Legend holders for flush mounted heads

XB5_633_CPMFS18570

ZBZF32 *ZBYF2101*

Standard 40 x 50 mm legend holders for 8 x 27 mm legends - for flush mounted heads

Description	Color		Sold in lots of	Unit reference		Weight kg/*lb*
				For black bezel	For gray bezel *(2)*	
Without legend	–		10	ZBZF32	–	0.001/*0.002*
With blank legend (for engraving)	Black or red		10	ZBYF2101	ZBYF2101C0	0.002/*0.004*
	White or yellow		10	ZBYF4101	ZBYF4101C0	0.002/*0.004*
With 8 x 27 mm/ *0.315 x 1.063 in.* legend (with international marking)	Black or red *(1)*	O-I	10	ZBYF2178	ZBYF2178C0	0.003/*0.007*
		STOP	10	ZBYF2304	ZBYF2304C0	0.003/*0.007*
		START (in white)	10	ZBYF2303	ZBYF2303C0	0.003/*0.007*
		MARCHE	10	ZBYF2103	ZBYF2103C0	0.003/*0.007*
		I-O-II	10	ZBYF2186	ZBYF2186C0	0.003/*0.007*
		OFF-ON	10	ZBYF2367	ZBYF2367C0	0.003/*0.007*
		ARRET-MARCHE	10	ZBYF2166	ZBYF2166C0	0.003/*0.007*

ZBZF33 *ZBYF6101*

Standard 40 x 60 mm legend holders for 18 x 27 mm legends - for flush mounted heads

Description	Color	Sold in lots of	Unit reference		Weight kg/*lb*
			For black bezel	For gray bezel *(2)*	
Without legend	–	10	ZBZF33	–	0.001/*0.002*
With blank legend (for engraving)	Black or red	10	ZBYF6101	ZBYF6101C0	0.002/*0.004*
	White or yellow	10	ZBYF6102	ZBYF6102C0	0.002/*0.004*

(1) "Start" functions: white letters on black background. "Stop" functions: white letters on red background (unless otherwise specified above).
(2) To add customized markings on these references using the web customization tool, see page 5.
(3) Black marking for white color plated, white marking for black and gray color plated.

Control and signaling units

Harmony XB5, plastic

Legend holders for flush mounted heads

ZBYFP2101

ZBYFP2303

Standard 40 x 50 mm legend plate - for flush mounted heads

Description	Color	Marking *(3)*	Sold in lots of	Unit reference		Weight kg/*lb*
				For black bezel	For gray bezel *(2)*	
Legend plate, plastic	–	–	10	ZBYFP2101	ZBYFP2101C0	0.003/*0.007*
		O-I	10	ZBYFP2178	ZBYFP2178C0	0.003/*0.007*
		STOP	10	ZBYFP2304	ZBYFP2304C0	0.003/*0.007*
		START	10	ZBYFP2303	ZBYFP2303C0	0.003/*0.007*
		MARCHE	10	ZBYFP2103	ZBYFP2103C0	0.003/*0.007*
		I-O-II	10	ZBYFP2186	ZBYFP2186C0	0.003/*0.007*
		OFF-ON	10	ZBYFP2367	ZBYFP2367C0	0.003/*0.007*
		ARRET-MARCHE	10	ZBYFP2166	ZBYFP2166C0	0.003/*0.007*
		ARRET	10	ZBYFP2104	ZBYFP2104C0	0.003/*0.007*

40 x 60 mm legend plate - for flush mounted heads

Description	Color	Marking	Sold in lots of	Unit Reference		Weight kg/*lb*
				For black bezel	For gray bezel *(2)*	
Legend plate, plastic	–	–	10	ZBYFP6101	ZBYFP6101C0	0.003/*0.007*

(1) "Start" functions: white letters on black background. "Stop" functions: white letters on red background (unless otherwise specified above).
(2) To add customized markings on these references using the web customization tool, see page 5.
(3) Black marking for white color plated, white marking for black and gray color plated.

Control and signaling units

Harmony XB5, plastic

Diameter 22 mm, Legends 8 x 27 mm

ZBY0101

ZBY02304

8 x 27 mm marked legends for 30 x 40 mm legend holders ZBZ32 and ZBZ34

Language	Background color	Marking	Sold in lots of	Reference	Weight kg/*lb*
Without	Black or red	–	10	ZBY0101 *(3)*	0.001/*0.002*
	White or yellow	–	10	ZBY0102 *(3)*	0.001/*0.002*
International	Black or red *(1)*	O-I	10	ZBY02178	0.001/*0.002*
		STOP	10	ZBY02304	0.001/*0.002*
French	Black or red *(1)*	AUTO-O-MAIN	10	ZBY02185	0.001/*0.002*
		MARCHE	10	ZBY02103	0.001/*0.002*
		SOUS TENSION	10	ZBY02126	0.001/*0.002*



ZBY4100

Sheets of peel-off legends (with backing board and protective transparent cover)

Description	For use with	Sold in lots of	Unit reference	Weight kg/*lb*
Sheet of 76 legends Ø 8 x 27 mm/ *0.315* x *1.063 in.*	Ø 30 x 40 mm/*1.181* x *1.575 in.* legend holder ZBZ32 and ZBZ34	10	ZBY4100	0.043/*0.095*

(1) "Start" functions: white letters on black background. "Stop" functions: white letters on red background (unless otherwise specified above).
(2) For compliance with standard EN/ISO 13850, paragraph 4.4.6, the Emergency Stop function logo has been added.
(3) To add customized markings on these references using the web customization tool, see page 5.

Control and signaling units

Harmony XB5, plastic

Diameter 22 mm Legends for insertion, printing, or pre-printed, circular
Bellows for harsh environments

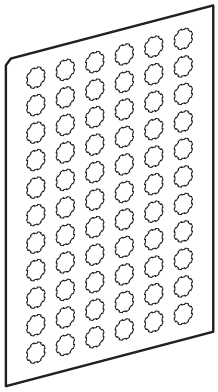

ZBY1101

Legends for XB5A pushbuttons, illuminated pushbuttons, and pilot lights

Description	Language	Marking	Sold in lots of	Unit reference	Weight kg/*lb*
Sheets of 66 circular peel-off, transparent, self-adhesive legends	–	Without	10	ZBY1101	0.017/*0.037*
Strips of 66 circular peel-off, transparent, self-adhesive legends	International	I	10	ZBY1147	0.017/*0.037*

Common Components and Accessories

Control and signaling units

Harmony XB5, plastic

Body/contact assemblies - Screw clamp terminal connections

ZB5AZ009

ZBE101

ZBE203

ZB5AZ101

ZBE201

ZB5AZ107

ZBE501

ZB2BE101

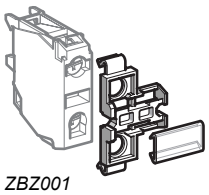

ZBZ001

Body/fixing collar

For use with	Sold in lots of	Unit reference	Weight kg/*lb*
Electrical block (contact or light)	10	ZB5AZ009	0.006/*0.013*

Contact functions *(1)*

Screw clamp terminal connections (Schneider Electric anti-loosening system)

Application	Type of contact	Description	NO	NC	NC MC*(7)*	Sold in lots of	Unit reference	Weight kg/*lb*
Contacts for standard applications								
Contact blocks	Single	**Contact blocks**	1	–	–	5	ZBE101	0.011/*0.024*
			–	1	–	5	ZBE102 *(6)*	0.011/*0.024*
			–	–	1	5	ZBE302	0.014/*0.030*
	Double		2	–	–	5	ZBE203	0.020/*0.044*
			–	2	–	5	ZBE204	0.020/*0.044*
			1	1	–	5	ZBE205	0.020/*0.044*
	Single with body/fixing collar		1	–	–	1	ZB5AZ101	0.021/*0.046*
			–	1	–	1	ZB5AZ102	0.021/*0.046*
			2	–	–	1	ZB5AZ103	0.030/*0.066*
			–	2	–	1	ZB5AZ104	0.030/*0.066*
			1	1	–	1	ZB5AZ105	0.030/*0.066*
			1	2	–	1	ZB5AZ141	0.040/*0.088*
Contacts for specific applications								
Low power switching	Single	Standard	1	–	–	5	ZBE1016	0.012/*0.026*
			–	1	–	5	ZBE1026	0.012/*0.026*
		Dusty environment *(2)* (IP 5X, 50 µm dust)	1	–	–	5	ZBE1016P	0.012/*0.026*
			–	1	–	5	ZBE1026P	0.012/*0.026*
Staggered contacts	Single	Early make NO	1	–	–	5	ZBE201	0.011/*0.024*
		Late break NC	–	1	–	5	ZBE202	0.011/*0.024*
	Single with body/fixing collar	Overlapping NO+NC	1	1	–	5	ZB5AZ106	0.062/*0.137*
		Staggered NO+NO	2	–	–	5	ZB5AZ107	0.062/*0.137*
High power switching	Single	Standard *(3)*	1	–	–	1	ZBE501	0.020/*0.044*
			–	1	–	1	ZBE502	0.020/*0.044*
			2	–	–	1	ZBE503	0.032/*0.071*
			–	2	–	1	ZBE504	0.032/*0.071*
			1	1	–	1	ZBE505	0.032/*0.071*
Additional contact blocks for high power switching	Single	Standard *(4)*	1	–	–	1	ZB2BE101	0.020/*0.044*
			–	1	–	1	ZB2BE102	0.020/*0.044*

Clip-on legend holder, sheet of blank legends and labelling software

Description	Sold in lots of	Unit reference	Weight kg/*lb*
Clip-on legend-holder for electrical blocks with screw clamp terminal connections*(5)***. For identification of an XB4B control or signaling unit**	10	ZBZ001	0.001/*0.002*
Sheet of 50 blank legends for legend holder ZBZ001	10	ZBY001	0.023/*0.051*

(1) The contact blocks enable variable composition of body/contact assemblies. Maximum number of rows possible: 3. Either 3 rows of 3 single contacts or 1 row of 3 double contacts + 1 row of 3 single contacts (double contacts occupy the first 2 rows). Maximum number of contacts is specified on 22 of this catalog.

(2) It is not possible to fit an additional contact block on the back of these contact blocks.

(3) It is not possible to fit an additional contact block on the back of these contact blocks or to use these contacts with light blocks.

(4) To be fitted on the back of ZBE50● contacts.

(5) This legend holder is not compatible with high power switching contacts.

(6) To order products with screw clamp terminal connections for lugs, add a 9 at the end of the commercial reference. Example: ZBE102 becomes ZBE1029.

(7) NC contact block with monitoring dedicated for Emergency stop head only.

Control and signaling units

Harmony XB5, plastic

Light blocks - Screw clamp terminal connections

ZBVB1

ZBVGM4T

Light blocks				
Description	**Supply voltage V**	**Sold in lots of**	**Unit reference**	**Weight kg/*lb***
Light blocks with screw clamp terminal connections (Schneider Electric anti-loosening system)				
Universal LED light block	12 ⎓ (50 or 60 Hz)	5	ZBVJ1	0.017/*0.037*
	24 ⎓ (50 or 60 Hz)	5	ZBVB1	0.017/*0.037*
	24…120 ⎓ (50 or 60 Hz)	5	ZBVBG1	0.017/*0.037*
	110...120 ∼ (50 or 60 Hz)	5	ZBVG1	0.017/*0.037*
	230...240 ∼ (50 or 60 Hz)	5	ZBVM1	0.017/*0.037*
Light blocks with inductive overload protection				
Universal LED light block	110...240 V ∼ 50/60 Hz	5	ZBVGM1T	0.017/*0.037*

Control and signaling units

Harmony XB5, plastic

Flashing light blocks, transformer blocks, blocks for “test light”, LED suppressors

ZBVB1

ZBV5B

ZBZG156

ZBZM156

Flashing light blocks with screw clamp terminal connections
(Schneider Electric anti-loosening system)

Description	Supply voltage V		Sold in lots of	Unit reference	Weight kg/*lb*
Universal LED light block UN Universal for all color heads	24 ⎓ (50 or 60 Hz)	White	5	ZBV18B1	0.017/*0.037*
		Green	5	ZBV18B3	0.017/*0.037*
		Red	5	ZBV18B4	0.017/*0.037*
		Orange	5	ZBV18B5	0.017/*0.037*
		Blue	5	ZBV18B6	0.017/*0.037*
	110...120 ∿ (50 or 60 Hz)	White	5	ZBV18G1	0.017/*0.037*
		Green	5	ZBV18G3	0.017/*0.037*
		Red	5	ZBV18G4	0.017/*0.037*
		Orange	5	ZBV18G5	0.017/*0.037*
		Blue	5	ZBV18G6	0.017/*0.037*
	230...240 ∿ (50 or 60 Hz)	White	5	ZBV18M1	0.017/*0.037*
		Green	5	ZBV18M3	0.017/*0.037*
		Red	5	ZBV18M4	0.017/*0.037*
		Orange	5	ZBV18M5	0.017/*0.037*
		Blue	5	ZBV18M6	0.017/*0.037*

Transformer blocks for 24 V light blocks *(1)*

For use with	Supply voltage V	Description	Reference	Weight kg/*lb*
Universal LED light blocks	400 V ∿ - 50Hz	Transformer 400 V - 24 V ∿	ZBV5B *(2)*	0.090/*0.198*

Blocks for “test light” function

For use with	Supply voltage V	Description	Reference	Weight kg/*lb*
Light blocks	12 and 24 ⎓ 24…120 ⎓	Single module, 1 connecting wire	ZBZG156 *(3)*	0.010/*0.022*
Light blocks with Universal LED	48…230 ∿	Double module, with connecting wires	ZBZM156 *(4)*	0.010/*0.022*

(1) To be used with 2 dummy contact blocks ZBE000.

(2) To order 440...460 V ∿ - 60 Hz transformer blocks, replace “5” in the reference with “8” : ZBV5B becomes ZBV8B. To order 550...600 V ∿ - 60 Hz transformer blocks, replace “5” with “9” : ZBV5B becomes ZBV9B.

(3) Block for use with ⎓ light blocks with Universal LED types ZBVJ●, ZBVB●, ZVBG● or with direct supply light block for BA 9s bulb, ZBV6.

(4) Block for use ∿ light blocks Universal LED types ZBVG●, ZBVM●, see connection on the Schneider Electric website, Harmony XB5 page.

Control and signaling units

Harmony XB5, plastic

Body/contact assemblies - Spring clamp terminal connections

ZB5AZ009

Body/fixing collar			
For use with	Sold in lots of	Unit reference	Weight kg/*lb*
Electrical block (contact or light)	10	ZB5AZ009	0.006/*0.013*

ZBE1015

ZB5AZ1015

Contact functions
Spring clamp terminal connections *(1)*

Contacts for standard applications

Description	Type of contact	NO	NC	Sold in lots of	Unit reference	Weight kg/*lb*
Contact blocks	Single	1	–	4	ZBE1015	0.011/*0.024*
		–	1	4	ZBE1025	0.011/*0.024*
	Single with body/fixing collar	1	–	1	ZB5AZ1015	0.021/*0.046*
		–	1	1	ZB5AZ1025	0.021/*0.046*
		2	–	1	ZB5AZ1035	0.030/*0.066*
		–	2	1	ZB5AZ1045	0.030/*0.066*
		1	1	1	ZB5AZ1055	0.030/*0.066*

Control and signaling units

Harmony XB5, plastic

Light blocks - Spring clamp terminal connections, blank legends

ZBVB35

Light blocks
Spring clamp terminal connections *(1)*

Description	Supply voltage V	Sold in lots of	Unit reference	Weight kg/*lb*
Universal LED	12 ⎓ (50 or 60 Hz)	4	ZBVJ15	0.016/*0.035*
	24 ⎓ (50 or 60 Hz)	4	ZBVB15	0.016/*0.035*
	110...120 ∿ (50 or 60 Hz)	4	ZBVG15	0.016/*0.035*
	230...240 ∿ (50 or 60 Hz)	4	ZBVM15	0.016/*0.035*

(1) It is not possible to fit an additional block on the back of these contact or light blocks.

Control and signaling units

Harmony XB5, plastic

Body/contact assemblies for printed circuit board

ZB5AZ009

ZB5AZ079 + ZB5AZ009

ZBZ01

ZBE701

ZBE702

ZBVB37

Body/fixing collar and accessories specifically for printed circuit board mounting *(1)*

Accessories required when using adaptor (socket) ZBZ010

Description	For use with	Sold in lots of	Unit reference	Weight kg/*lb*
Body/fixing collar	Electrical block (contact or light)	10	ZB5AZ009	0.006/*0.013*
Fixing collar/pillar	Printed circuit board support (fixing screw ZBZ006 to be ordered separately)	10	ZB5AZ079	0.003/*0.007*
Fixing screw for printed circuit board	Fixing collar/pillar ZB5AZ079	10	ZBZ006	0.011/*0.024*

Adapter (socket) *(1)*

For use with	Thickness of printed circuit board mm/*in.*	Sold in lots of	Unit reference	Weight kg/*lb*
Electrical block (contact or light)	1.6 ± 0.2/*0.063 ± 0.008*	10	ZBZ010	0.008/*0.018*
	3.2 ± 0.2/*0.126 ± 0.008*	10	ZBZ012	0.008/*0.018*

Contact functions *(1)*

Contacts for standard applications

Description	Type of contact	NO	NC	Sold in lots of	Unit reference	Weight kg/*lb*
Contact blocks	Single	1	–	10	ZBE701	0.011/*0.024*
		–	1	10	ZBE702	0.011/*0.024*

Contacts for specific applications

Application	Type of contact	NO	NC	Sold in lots of	Unit reference	Weight kg/*lb*
Low power switching	Single	1	–	5	ZBE7016	0.012/*0.026*
		–	1	5	ZBE7026	0.012/*0.026*

Light blocks *(1)*

Description	Supply voltage V	Color of LED	Sold in lots of	Unit reference	Weight kg/*lb*
Integral LED (to combine with heads for integral LED)	24 ⎓ (50 or 60 Hz)	White	5	ZBVB17	0.004/*0.009*
		Green	5	ZBVB37	0.004/*0.009*
		Red	5	ZBVB47	0.004/*0.009*
		Orange	5	ZBVB57	0.004/*0.009*
		Blue	5	ZBVB67	0.004/*0.009*

Protected LED

(1) For details on support drilling and printed circuit board, refer to the Schneider Electric website, Harmony XB5 page.

Control and signaling units

Harmony XB5, plastic

Body/contact assemblies - Faston connectors

ZBE1023

Contact functions *(1)*

Faston connectors (6.35 or 2 x 2.8 mm/*0.250 or 2 x 0.110 in.*)

Contacts for standard applications

Description	Type of contact	NO	NC	Sold in lots of	Unit reference	Weight kg/*lb*
Contact blocks	Single	1	–	5	ZBE1013	0.011/*0.024*
		–	1	5	ZBE1023	0.011/*0.024*
	Double	2	–	5	ZBE2033	0.020/*0.044*
		1	1	5	ZBE2053	0.020/*0.044*
	Single with body/fixing collar	1	–	1	ZB5AZ1013 *(2)*	0.021/*0.046*
		–	1	1	ZB5AZ1023 *(2)*	0.021/*0.046*
		2	–	1	ZB5AZ1033	0.030/*0.066*
		–	2	1	ZB5AZ1043	0.030/*0.066*
		1	1	1	ZB5AZ1053	0.030/*0.066*

Contacts for specific applications

Application	Type of contact	Description	NO	NC	Sold in lots of	Unit reference	Weight kg/*lb*
Low power switching	Single	Standard	1	–	5	ZBE10163 *(2)*	0.012/*0.026*
		Dusty environments *(3)* (IP 5X, 50 µm dust)	1	–	5	ZBE1016P3 *(2)*	0.012/*0.026*
			–	1	5	ZBE1026P3 *(2)*	0.012/*0.026*
High power switching	Single	Standard *(4)*	–	1	1	ZBE5023	0.021/*0.046*
			–	2	1	ZBE5043	0.033/*0.073*

ZBE5043

Clip-on legend holder for electrical blocks with screw clamp terminal connections *(5)*

For use with	Sold in lots of	Unit reference	Weight kg/*lb*
Identification of an XB5A control or signaling unit	10	ZBZ001	0.001/*0.002*

Sheet of 50 blank legends

Legend holder ZBZ001	10	ZBY001	0.023/*0.051*

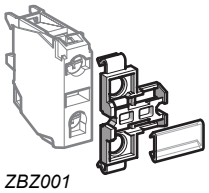

ZBZ001

(1) The contact blocks enable variable composition of body/contact assemblies. Maximum number of rows possible: 3. Either 3 rows of 3 single contacts or 1 row of 3 double contacts + 1 row of 3 single contacts (double contacts occupy the first 2 rows).

*(2) To order products with screw clamp terminal connections for lugs, replace the **3** at the end of the reference with a **9**. Example: ZBE1013 becomes ZBE1019.*

(3) It is not possible to fit an additional contact block on the back of these contact blocks.

(4) It is not possible to use these contacts with light blocks.

(5) This legend holder is not compatible with high power switching contacts.

Control and signaling units

Harmony XB5, plastic

Body/contact assemblies and light blocks with Universal LED

ZB5AW0B11

ZB5AW0G13

ZB5AW0M11

ZB5AW0M13

Complete body/contact assemblies and light blocks *(1)*
Screw clamp terminal connections (Schneider Electric anti-loosening system)

Light source	Supply voltage V	Type of contact NO	Type of contact NC	Reference	Weight kg/*lb*
Direct supply					
Universal LED	24 ⎓ (50 or 60 Hz)	1	–	ZB5AW0B11	0.032/*0.071*
		–	1	ZB5AW0B12	0.032/*0.071*
		2	–	ZB5AW0B13	0.042/*0.093*
		1	1	ZB5AW0B15	0.042/*0.093*
	110...120 ∼ (50 or 60 Hz)	1	–	ZB5AW0G11	0.032/*0.071*
		–	1	ZB5AW0G12	0.032/*0.071*
		2	–	ZB5AW0G13	0.042/*0.093*
		1	1	ZB5AW0G15	0.042/*0.093*
	230…240 ∼ (50 or 60 Hz)	1	–	ZB5AW0M11	0.032/*0.071*
		–	1	ZB5AW0M12	0.032/*0.071*
		2	–	ZB5AW0M13	0.042/*0.093*
		1	1	ZB5AW0M15	0.042/*0.093*
Other versions		Complete bodies with Faston connector terminals (6.35 or 2 x 2.8/*0.250 or 2 x 0.110 in.*). Please contact our Customer Care Center.			

(1) Can be fitted with additional contact blocks, see *page 101*.

Control and signaling units

Harmony XB5, plastic

Body/light assemblies for pilot lights with Universal LED

ZB5AVJ1

Complete light bodies (fixing collar and light block with Universal LED)
Screw clamp terminal connections (Schneider Electric anti-loosening system)

Light source	Supply voltage V	Reference	Weight kg/*lb*
Universal LED light block	12 ⎓ (50 or 60 Hz)	ZB5AVJ1	0.022/*0.049*
	24 ⎓ *(1)* (50 or 60 Hz)	ZB5AVB1	0.022/*0.049*
	24…120 ⎓ (50 or 60 Hz)	ZB5AVBG1	0.022/*0.049*
	110...120 ∿ *(1)* (50 or 60 Hz)	ZB5AVG1	0.022/*0.049*
	230…240 ∿ *(1)* (50 or 60 Hz)	ZB5AVM1	0.022/*0.049*

(1) Complete bodies with Faston connector terminals (6.35 or 2 x 2.8/0.250 or 2 x 0.110 in.), see page 107.

Control and signaling units

Harmony XB5, plastic

Body/contact assemblies and light blocks with BA 9s base fitting

ZB5AW065

ZB5AW035

Complete body/contact assemblies and light blocks *(1)*
For bulb with BA 9s base fitting (incandescent, neon or LED)
Screw clamp terminal connections (Schneider Electric anti-loosening system)

Light source	Supply voltage V	Type of contact NO	Type of contact NC	Color of light source	Reference	Weight kg/*lb*
Direct supply						
BA 9s base fitting bulb, 2.4 W max., not included *(2)*	≤ 250	1	–	–	ZB5AW061	0.031/*0.068*
		–	1	–	ZB5AW062	0.031/*0.068*
		2	–	–	ZB5AW063	0.041/*0.090*
		1	1	–	ZB5AW065	0.041/*0.090*
Supply via Universal transformer (1.2 VA, 6 V secondary)						
Incandescent BA 9s base fitting bulb, included	110…120 ∿ 50 or 60 Hz	1	–	–	ZB5AW031	0.110/*0.243*
		1	1	–	ZB5AW035	0.119/*0.262*
	230 ∿ 50 Hz 220…240 ∿ 60 Hz	1	–	–	ZB5AW041	0.110/*0.243*
		1	1	–	ZB5AW045	0.119/*0.262*
	400 ∿ 50 Hz	1	1	–	ZB5AW055	0.119/*0.262*
	230 ∿ 50 Hz 220…240 ∿ 60 Hz	1	1	White	ZB5AW04D15	0.119/*0.262*
				Green	ZB5AW04D35	0.119/*0.262*
				Red	ZB5AW04D45	0.119/*0.262*
				Orange	ZB5AW04D55	0.119/*0.262*
				Blue	ZB5AW04D65	0.119/*0.262*
Other versions	Complete bodies with Universal transformer incorporating Faston connector terminals (6.35 or 2 x 2.8/*0.250 or 2 x 0.110 in.*). Please contact our Customer Care Center.					

(1) Can be fitted with additional contact blocks, see page 101.
(2) Bulb to be ordered separately, see page 112.

Control and signaling units

Harmony XB5, plastic

Light bodies for pilot lights with BA 9s base fitting

ZB5AV6

ZB5AV3

ZB5AV156

Light blocks
Screw clamp terminal connections (Schneider Electric anti-loosening system)

Description	Supply voltage V	Sold in lots of	Unit reference	Weight kg/*lb*
Direct supply for BA 9s base fitting bulb, 2.4 W max., not included *(1)*	≤ 250	5	ZBV6	0.016/*0.035*

Complete light bodies (fixing collar and light block)
For bulb with BA 9s base fitting (incandescent, neon or LED)
Screw clamp terminal connections (Schneider Electric anti-loosening system)

Light source	Supply voltage V	Color of light source	Reference	Weight kg/*lb*
Direct supply				
BA 9s base fitting bulb, 2.4 W max, not included *(1)*	≤ 250	–	ZB5AV6	0.022/*0.049*
Supply via Universal transformer (1.2 VA, 6 V secondary)				
BA 9s base fitting incandescent bulb, included	110…120 ∿ - 50 or 60 Hz	–	ZB5AV3	0.099/*0.218*
	230 ∿ - 50 Hz 220…240 ∿ - 60 Hz	–	ZB5AV4	0.099/*0.218*
	400 ∿ - 50 Hz	–	ZB5AV5	0.099/*0.218*
	440…480 ∿ - 60 Hz	–	ZB5AV8	0.099/*0.218*
	550…600 ∿ - 60 Hz	–	ZB5AV9	0.099/*0.218*
BA 9s base fitting LED, included	400 ∿ - 50 or 60 Hz	White	ZB5AV5D1	0.102/*0.225*
		Green	ZB5AV5D3	0.102/*0.225*
		Red	ZB5AV5D4	0.102/*0.225*
		Orange	ZB5AV5D5	0.102/*0.225*
		Blue	ZB5AV5D6	0.102/*0.225*

Complete light bodies with 3-terminal "test" function (fixing collar + light block)
For bulb with BA 9s base fitting (incandescent, neon or LED)
Screw clamp terminal connections (Schneider Electric anti-loosening system)

Light source	Supply voltage V	Reference	Weight kg/*lb*
Direct supply			
BA 9s base fitting bulb, 2.4 W max, not included *(1)*	≤ 250	ZB5AV156	0.021/*0.046*

Other versions	Complete bodies with Faston connector terminals (6.35 or 2 x 2.8/*0.250 or 2 x 0.110 in.*), see *page 82*.

(1) Bulb to be ordered separately, see page 112.

Control and signaling units

Harmony XB5, plastic

Accessories for illuminated pushbuttons: bulbs

DL1CJ0●●●

DL1CE●●●

DL1CF●●●

XBFX13

ZB5AZ31

ZB5AZ905

ZB5AZ902

ZB5FAZ902

Bulbs with BA 9s base fitting and associated accessories

Illuminated pushbuttons

Description	Characteristics	Color	Sold in lots of	Unit reference	Weight kg/*lb*
LEDs	24 V ≂	White	1	DL1CJ0241	0.002/*0.004*
		Green	1	DL1CJ0243	0.002/*0.004*
		Red	1	DL1CJ0244	0.002/*0.004*
		Orange	1	DL1CJ0245	0.002/*0.004*
		Blue	1	DL1CJ0246	0.002/*0.004*
	48 V ≂	Green	1	DL1CJ0483	0.002/*0.004*
		Red	1	DL1CJ0484	0.002/*0.004*
		Orange	1	DL1CJ0485	0.002/*0.004*
	6 V - 1.2 W	White	1	DL1CD0061	0.002/*0.004*
		Green	1	DL1CD0063	0.002/*0.004*
		Red	1	DL1CD0064	0.002/*0.004*
		Orange	1	DL1CD0065	0.002/*0.004*
		Blue	1	DL1CD0066	0.002/*0.004*
Incandescent bulbs	6 V - 1.2 W	–	10	DL1CB006	0.002/*0.004*
	24 V - 2 W	–	10	DL1CE024	0.002/*0.004*
	120…130 V 2.4 W	–	10	DL1CE130	0.002/*0.004*
Neon bulbs	120…130 V	–	10	DL1CF110	0.002/*0.004*
	230…240 V	–	10	DL1CF220	0.002/*0.004*
Bulb extractor	–	–	1	XBFX13	0.005/*0.011*

Description	Application	Color	Sold in lots of	Unit reference	Weight kg/*lb*
Add-on square trim	Gives a square appearance to ZB5A circular heads	Black	10	ZB5AZ31	0.002/*0.004*
		Green	10	ZB5AZ1715626002	0.002/*0.004*
		Red	10	ZB5AZ1715626001	0.002/*0.004*
		Blue	10	ZB5AZ1715626003	0.002/*0.004*
Nut	For fixing ZB5A heads	Green	10	ZB5AZ903	0.002/*0.004*
Fixing nut for flush mounted heads	For fixing ZB5FA heads	Green	10	**ZB5FAZ901**	0.102/*0.225*
Bezel tool	For tightening ZB5AZ901 head fixing nut		1	ZB5AZ905	0.016/*0.035*
Anti-rotation plate	For ZB5A selector switches and Emergency stop pusbutton heads		10	ZB5AZ902	0.008/*0.018*
Anti-rotation plate for flush mounted heads	For ZB5F selector switch heads		10	ZB5FAZ902	0.008/*0.018*

Control and signaling units

Harmony XB5, plastic

Accessories for pushbuttons: keys

ZBG455

ZBG455P

ZBGP

ZBDD2

Replacement keys

Description	Key number	Reference	Weight kg/*lb*
For latching mushroom head pushbuttons and selector switches			
Sets of 2 keys	455	ZBG455	0.013/*0.029*
	421E	ZBG421E	0.014/*0.031*
	458A	ZBG458A	0.014/*0.031*
	520E	ZBG520E	0.014/*0.031*
	3131A	ZBG3131A	0.014/*0.031*
	4A185	ZBDA185	0.014/*0.031*
	8D1	ZBD8D1	0.014/*0.031*
	Specific key	ZBGK *(1)*	0.014/*0.031*
For booted selector switches			
Sets of 2 keys, one of which is supplied booted (rubber boot)	455	ZBG455P	–

Accessory for key switches *(2)*

Description	Function	Reference	Weight kg/*lb*
Keyhole cover (rubber boot)	Protection of lock barrel when no key inserted in lock	ZBGP	0.005/*0.011*

Boot for standard handle

Description	For use with	Sold in lots of	Unit reference	Weight kg/*lb*
Boot for standard handle	**ZB4BD●● and ZB5AD●●**	10	ZBDD2	0.005/*0.011*

(1) Key number to be added when ordering.
(2) Not compatible with products with key TEC10.

Control and signaling units

Harmony XB5, plastic

Legends panel

ZBYLEG304000



ZBYLEG201001

ZBYLEG304001

ZBYLEG503001

Legends panel *(1)*		
Template size **mm**/*in.*	**Unit reference**	**Weight** **kg**/*lb*
Unmarked templates		
100 x 100/*3.93 x 3.93*	ZBYLEG101000	0.010/*0.022*
200 x 100/*7.87 x 3.93*	ZBYLEG201000	0.010/*0.022*
300 x 100/*11.81 x 3.93*	ZBYLEG301000	0.010/*0.022*
300 x 200/*11.81 x 7.87*	ZBYLEG302000	0.030/*0.066*
300 x 300/*11.81 x 11.81*	ZBYLEG303000	0.030/*0.066*
300 x 400/*11.81 x 15.74*	ZBYLEG304000	0.030/*0.066*
400 x 100/*15.74 x 3.93*	ZBYLEG401000	0.010/*0.022*
400 x 200/*15.74 x 7.87*	ZBYLEG402000	0.050/*0.110*
500 x 100/*19.68 x 3.93*	ZBYLEG501000	0.030/*0.066*
500 x 200/*19.68 x 7.87*	ZBYLEG502000	0.050/*0.110*
500 x 300/*19.68 x 11.81*	ZBYLEG503000	0.050/*0.110*
500 x 400/*19.68 x 15.74*	ZBYLEG504000	0.050/*0.110*
Marked templates		
100 x 100/*3.93 x 3.93*	ZBYLEG101001	0.010/*0.022*
200 x 100/*7.87 x 3.93*	ZBYLEG201001	0.010/*0.022*
300 x 100/*11.81 x 3.93*	ZBYLEG301001	0.010/*0.022*
300 x 200/*11.81 x 7.87*	ZBYLEG302001	0.030/*0.066*
300 x 300/*11.81 x 11.81*	ZBYLEG303001	0.030/*0.066*
300 x 400/*11.81 x 15.74*	ZBYLEG304001	0.030/*0.066*
400 x 100/*15.74 x 3.93*	ZBYLEG401001	0.010/*0.022*
400 x 200/*15.74 x 7.87*	ZBYLEG402001	0.050/*0.110*
500 x 100/*19.68 x 3.93*	ZBYLEG501001	0.030/*0.066*
500 x 200/*19.68 x 7.87*	ZBYLEG502001	0.050/*0.110*
500 x 300/*19.68 x 11.81*	ZBYLEG503001	0.050/*0.110*
500 x 400/*19.68 x 15.74*	ZBYLEG504001	0.050/*0.110*

(1) To add customized markings on these references using the web customization tool, see page 5

Control and signaling units

Harmony XB5, plastic

Accessories for pushbuttons

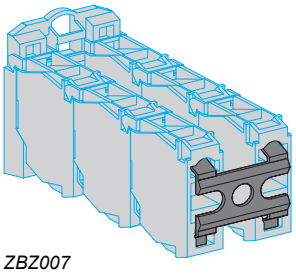

ZBZ007

Other accessories

Description	For use with	Color	Sold in lots of	Unit reference For black bezel	For gray bezel	Weight kg/*lb*
Plastic clips	2 or 3 levels of ZBE10● contact blocks in high vibration environment	–	10	ZBZ007	–	0.001/*0.002*
Dummy contact block	ZBE10● contact blocks and ZBV5B transformer blocks	–	5	ZBE000	–	0.006/*0.013*
Set of tabs for Faston connection	ZBE10● contact blocks and ZBV● light blocks	–	10	ZBZ003	–	–

Product reference index

D

DL1CD0061 112
DL1CD0063 112
DL1CD0064 112
DL1CD0065 112
DL1CD0066 112
DL1CE024 112
DL1CE130 112
DL1CF110 112
DL1CF220 112
DL1CJ0241 112
DL1CJ0243 112
DL1CJ0244 112
DL1CJ0245 112
DL1CJ0246 112
DL1CJ0483 112
DL1CJ0484 112
DL1CJ0485 112

X

XB5AA11 29
XB5AA11C0 29
XB5AA21 29
XB5AA21C0 29
XB5AA31 29
XB5AA31C0 29
XB5AA42 29
XB5AA42C0 29
XB5AA51 29
XB5AA51C0 29
XB5AA61 29
XB5AA61C0 29
XB5AA801 64
XB5AA831 64
XB5AA841 64
XB5AA861 64
XB5AA3311 32
XB5AA3311C0 32
ZB5AA331C0 32
XB5AA3341 32
XB5AA3341C0 32
XB5AA3351 32
XB5AA3351C0 32
XB5AA4322 32
XB5AA4322C0 32
ZB5AZ102 32
ZB5AA432C0 32
XB5AA84101 64
XB5AA86102 64
XB5AA711237 38
XB5AA731327 38
XB5AC21 39
XB5AD21 54
XB5AD21C0 54
XB5AD25 54
XB5AD25C0 54
XB5AD33 54
XB5AD33C0 54
XB5AD41 54
XB5AD41C0 54
XB5AD53 54
XB5AD53C0 54
XB5AD912R1K 64
XB5AD912R4K7 64
XB5AD912R10K 64
XB5AD912R47K 64
XB5AD912R100K 64
XB5AD912R470K 64
XB5AG03 56
XB5AG03C0 56
XB5AG21 56
XB5AG21C0 56
XB5AG33 56
XB5AG33C0 56
XB5AG41 56
XB5AG41C0 56
XB5AG61 56
XB5AG61C0 56
XB5AJ21 55
XB5AJ21C0 55
XB5AJ33 55
XB5AJ33C0 55
XB5AJ53 55
XB5AJ53C0 55
XB5AK123B5 58
XB5AK123B5C0 58
XB5AK123G5 58
XB5AK123G5C0 58
XB5AK123M5 58
XB5AK123M5C0 58
XB5AK124B5 58
XB5AK124B5C0 58
XB5AK124G5 58
XB5AK124G5C0 58
XB5AK124M5 58
XB5AK124M5C0 58
XB5AK125B5 58
XB5AK125B5C0 58
XB5AK125G5 58
XB5AK125G5C0 58
XB5AK125M5 58
XB5AK125M5C0 58
XB5AK133B5 58
XB5AK133B5C0 58
XB5AK133G5 58
XB5AK133G5C0 58
XB5AK133M5 58
XB5AK133M5C0 58
XB5AK134B5 58
XB5AK134B5C0 58
XB5AK134G5 58
XB5AK134G5C0 58
XB5AK134M5 58
XB5AK134M5C0 58
XB5AK135B5 58
XB5AK135B5C0 58
XB5AK135G5 58
XB5AK135G5C0 58
XB5AK135M5 58
XB5AK135M5C0 58
XB5AL42 30
XB5AL42C0 30
XB5AL73415 37
XB5AL84101 64
XB5AP21 31
XB5AP21C0 31
XB5AP31 31
XB5AP31C0 31
XB5AP42 31
XB5AP51 31
XB5AP51C0 31
XB5AP61 31
XB5AP61C0 31
XB5AS84W3B5 43
XB5AS84W3B41 43
XB5AS8442 41
XB5AS8444 41
XB5AS8445 41
XB5AS8446 41
XB5AS9442 41
XB5AS9445 41
XB5AS84449 45
XB5AS84462 41
XB5AS86449B4 45
XB5AT842 41
XB5AT845 41
XB5AV5B1 62
XB5AV5B3 62
XB5AV5B4 62
XB5AV5B5 62
XB5AV5B6 62
XB5AV31 62
XB5AV33 62
XB5AV34 62
XB5AV35 62
XB5AV41 62
XB5AV43 62
XB5AV44 62
XB5AV45 62
XB5AV61 62
XB5AV63 62
XB5AV64 62
XB5AV65 62
XB5AVB1 60
XB5AVB3 60
XB5AVB4 60
XB5AVB5 60
XB5AVB6 60
XB5AVG1 60
XB5AVG3 60
XB5AVG4 60
XB5AVG5 60
XB5AVG6 60
XB5AVM1 60
XB5AVM3 60
XB5AVM4 60
XB5AVM5 60
XB5AVM6 60
XB5AW21B5 63
XB5AW21G5 63
XB5AW23B5 63
XB5AW23G5 63
XB5AW24B5 63
XB5AW24G5 63
XB5AW25B5 63
XB5AW25G5 63
XB5AW26B5 63
XB5AW26G5 63
XB5AW28B5 63
XB5AW28G5 63
XB5AW31B5 33
XB5AW31B5C0 33
XB5AW31G5 33
XB5AW31G5C0 33
XB5AW31M5 33
XB5AW31M5C0 33
XB5AW33B5 33
XB5AW33B5C0 33
XB5AW33G5 33
XB5AW33G5C0 33
XB5AW33M5 33
XB5AW33M5C0 33
XB5AW34B5 33
XB5AW34B5C0 33
XB5AW34G5 33
XB5AW34G5C0 33
XB5AW34M5 33
XB5AW34M5C0 33
XB5AW35B5 33
XB5AW35B5C0 33
XB5AW35G5 33
XB5AW35G5C0 33
XB5AW35M5 33
XB5AW35M5C0 33
XB5AW36B5 33
XB5AW36B5C0 33
XB5AW36G5 33
XB5AW36G5C0 33
XB5AW36M5 33
XB5AW36M5C0 33
XB5AW3165 36
XB5AW3365 36
XB5AW3465 36
XB5AW3565 36
XB5AW73731B5 37
XB5AW73731G5 37
XB5AW73731M5 37
XB5DSB 65
XB5DSG 65
XB5DSM 65
XB5DT1S 66
XB5DTB22 65
XB5DTB23 65
XB5DTB24 65
XB5DTB25 65
XB5DTGM2 65
XB5DTGM3 65
XB5DTGM4 65
XB5DTGM5 65
XB5EV57K4 63
XB5EV57L4 63
XB5EVB1 60
XB5EVB3 60
XB5EVB4 60
XB5EVB5 60
XB5EVB6 60
XB5EVB8 60
XB5EVG1 60
XB5EVG3 60
XB5EVG4 60
XB5EVG5 60
XB5EVG6 60
XB5EVG8 60
XB5EVM1 60
XB5EVM3 60
XB5EVM4 60
XB5EVM5 60
XB5EVM6 60
XB5EVM8 60
XB5FA11 79
XB5FA11C0 79
XB5FA21 79
XB5FA21C0 79
XB5FA31 79
XB5FA31C0 79
XB5FA42 79
XB5FA42C0 79
XB5FA51 79
XB5FA51C0 79
XB5FA61 79
XB5FA61C0 79
XB5FA3311 81
XB5FA3311C0 81
XB5FA3341 81
XB5FA3341C0 81
XB5FA3351 81
XB5FA3351C0 81
XB5FA4322 81
XB5FA4322C0 81
XB5FD21 87
XB5FD21C0 87
XB5FD25 87
XB5FD25C0 87
XB5FD33 87
XB5FD33C0 87
XB5FD41 87
XB5FD41C0 87
XB5FD53 87
XB5FD53C0 87
XB5FG03 89
XB5FG03C0 89
XB5FG21 89
XB5FG21C0 89
XB5FG33 89
XB5FG33C0 89
XB5FG41 89
XB5FG41C0 89
XB5FG61 89
XB5FG61C0 89
XB5FJ21 88
XB5FJ21C0 88
XB5FJ33 88
XB5FJ33C0 88
XB5FJ53 88
XB5FJ53C0 88
XB5FK123B5 91
XB5FK123B5C0 91
XB5FK123G5 91
XB5FK123G5C0 91
XB5FK123M5 91
XB5FK123M5C0 91
XB5FK124B5 91
XB5FK124B5C0 91
XB5FK124G5 91
XB5FK124M5 91

Product reference index

XB5FK124M5C0 91
XB5FK125B5 91
XB5FK125B5C0 91
XB5FK125G5 91
XB5FK125M5 91
XB5FK125M5C0 91
XB5FK133B5 91
XB5FK133B5C0 91
XB5FK133G5 91
XB5FK133M5 91
XB5FK133M5C0 91
XB5FK134B5 91
XB5FK134G5 91
XB5FK134M5 91
XB5FK135B5 91
XB5FK135G5 91
XB5FK135M5 91
XB5FL42 80
XB5FL42C0 80
XB5FL4322 81
XB5FVB1 92
XB5FVB1C0 92
XB5FVB3 92
XB5FVB3C0 92
XB5FVB4 92
XB5FVB4C0 92
XB5FVB5 92
XB5FVB5C0 92
XB5FVB6 92
XB5FVB6C0 92
XB5FVG1 92
XB5FVG1C0 92
XB5FVG3 92
XB5FVG3C0 92
XB5FVG4 92
XB5FVG4C0 92
XB5FVG5 92
XB5FVG5C0 92
XB5FVG6 92
XB5FVG6C0 92
XB5FVM1 92
XB5FVM1C0 92
XB5FVM3 92
XB5FVM3C0 92
XB5FVM4 92
XB5FVM4C0 92
XB5FVM5 92
XB5FVM5C0 92
XB5FVM6 92
XB5FVM6C0 92
XB5FW31B5 82
XB5FW31B5C0 82
XB5FW31G5 82
XB5FW31G5C0 82
XB5FW31M5 82
XB5FW31M5C0 82
XB5FW33B5 82
XB5FW33B5C0 82
XB5FW33G5 82
XB5FW33G5C0 82
XB5FW33M5 82
XB5FW33M5C0 82
XB5FW34B5 82
XB5FW34B5C0 82
XB5FW34G5 82
XB5FW34G5C0 82
XB5FW34M5 82
XB5FW34M5C0 82
XB5FW35B5 82
XB5FW35B5C0 82
XB5FW35G5 82
XB5FW35G5C0 82
XB5FW35M5 82
XB5FW35M5C0 82
XB5FW36B5 82
XB5FW36B5C0 82
XB5FW36G5 82
XB5FW36G5C0 82
XB5FW36M5 82
XB5FW36M5C0 82
XB5KS2B4 65
XB5KS2B8 65
XB5KS2G4 65
XB5KS2G8 65
XB5KS2M4 65
XB5KS2M8 65
XB5KSB 65
XB5KSG 65
XB5KSM 65
XB5PRJ45 66
XB5PUSB3 66
XBFX13 112
XBH1AA0G4 66
XBH1AA0R4 66
XD5PA12 67
XD5PA14 67
XD5PA22 67
XD5PA24 67

Z

ZB2BE101 101
ZB2BE102 101
ZB4BZ007 77
ZB4BZ62 49
ZB4BZ64 49
ZB4BZ65 49
ZB4BZ66 49
ZB4BZ0077 77
ZB4BZ1905 49
ZB4BZ2005 49
ZB4BZ2105 49
ZB4FBZ007 95
ZB4FBZ014 95
ZB5AA0 29
ZB5AA1 29
ZB5AA1C0 29
ZB5AA2 29
ZB5AA2C0 29
ZB5AA3 29
ZB5AA3C0 29
ZB5AA4 29
ZB5AA4C0 29
ZB5AA5 29
ZB5AA5C0 29
ZB5AA6 29
ZB5AA6C0 29
ZB5AA8 29
ZB5AA8C0 29
ZB5AA9 29
ZB5AA16 30
ZB5AA16C0 30
ZB5AA18 29, 34
ZB5AA18C0 29, 34
ZB5AA26 30
ZB5AA26C0 30
ZB5AA36 30
ZB5AA36C0 30
ZB5AA38 29, 34
ZB5AA38C0 29, 34
ZB5AA46 30
ZB5AA46C0 30
ZB5AA48 29, 34
ZB5AA48C0 29, 34
ZB5AA56 30
ZB5AA56C0 30
ZB5AA58 29, 34
ZB5AA58C0 29, 34
ZB5AA66 30
ZB5AA66C0 30
ZB5AA68 29, 34
ZB5AA68C0 29, 34
ZB5AA79 37
ZB5AA88 34
ZB5AA88C0 34
ZB5AA98 29, 34
ZB5AA131 32
ZB5AA131C0 32
ZB5AA145 32
ZB5AA232 32
ZB5AA234 32
ZB5AA245 32
ZB5AA331 32
ZB5AA333 32
ZB5AA333C0 32
ZB5AA334 32
ZB5AA334C0 32
ZB5AA335 32
ZB5AA335C0 32
ZB5AA336 32
ZB5AA341 32
ZB5AA342 32
ZB5AA343 32
ZB5AA344 32
ZB5AA432 32
ZB5AA433 32
ZB5AA434 32
ZB5AA434C0 32
ZB5AA435 32
ZB5AA791 38
ZB5AA7120 37
ZB5AA7121 37
ZB5AA7213 37
ZB5AA7340 37
ZB5AA7341 37
ZB5AA71123 38
ZB5AA71124 38
ZB5AA72124 38
ZB5AA73134 38
ZB5AC2 39
ZB5AC3 39
ZB5AC4 39
ZB5AC5 39
ZB5AC6 39
ZB5AC24 39
ZB5AC34 39
ZB5AC44 39
ZB5AC54 39
ZB5AC64 39
ZB5AC180 51
ZB5AC280 51
ZB5AC380 51
ZB5AC480 51
ZB5AC580 51
ZB5AC680 51
ZB5AC28001 51
ZB5AC38023 51
ZB5AC48021 51
ZB5AD2 54
ZB5AD2C0 54
ZB5AD3 54
ZB5AD3C0 54
ZB5AD4 54
ZB5AD4C0 54
ZB5AD5 54
ZB5AD5C0 54
ZB5AD7 54
ZB5AD7C0 54
ZB5AD8 54
ZB5AD8C0 54
ZB5AD28 57
ZB5AD28C0 57
ZB5AD29 57
ZB5AD29C0 57
ZB5AD39 57
ZB5AD39C0 57
ZB5AD48C0 57
ZB5AD49C0 57
ZB5AD59 57
ZB5AD59C0 57
ZB5AD79C0 57
ZB5AD89C0 57
ZB5AD912 64
ZB5AD922 64
ZB5AD2801 57
ZB5AD2801C0 57
ZB5AD2804 57
ZB5AD2804C0 57
ZB5AD2806C0 57
ZB5AF 53
ZB5AF351 53
ZB5AG0 56
ZB5AG0C0 56
ZB5AG0D 57
ZB5AG1 56
ZB5AG2 56
ZB5AG02 56
ZB5AG2C0 56
ZB5AG2D 57
ZB5AG02D 57
ZB5AG2DC0 57
ZB5AG3 56
ZB5AG3C0 56
ZB5AG3D 57
ZB5AG03D 57
ZB5AG4 56
ZB5AG4C0 56
ZB5AG4D 57
ZB5AG4DC0 57
ZB5AG5 56
ZB5AG05 56
ZB5AG05C0 56
ZB5AG6 56
ZB5AG6C0 56
ZB5AG6D 57
ZB5AG7 56
ZB5AG7C0 56
ZB5AG07D 57
ZB5AG7D 57
ZB5AG8 56
ZB5AG08 56
ZB5AG08C0 56
ZB5AG9 56
ZB5AG09 56
ZB5AG9C0 56
ZB5AH01 52
ZB5AH1 52
ZB5AH01C0 52
ZB5AH1C0 52
ZB5AH02 52
ZB5AH2 52
ZB5AH02C0 52
ZB5AH2C0 52
ZB5AH03 52
ZB5AH3 52
ZB5AH03C0 52
ZB5AH3C0 52
ZB5AH04 52
ZB5AH4 52
ZB5AH04C0 52
ZB5AH4C0 52
ZB5AH05 52
ZB5AH5 52
ZB5AH05C0 52
ZB5AH5C0 52
ZB5AH06 52
ZB5AH6 52
ZB5AH06C0 52
ZB5AH6C0 52
ZB5AH013 52
ZB5AH13 52
ZB5AH013C0 52
ZB5AH13C0 52
ZB5AH033 52
ZB5AH33 52
ZB5AH033C0 52
ZB5AH33C0 52
ZB5AH043 52

Product reference index

ZB5AH43 52
ZB5AH043C0 52
ZB5AH43C0 52
ZB5AH053 52
ZB5AH53 52
ZB5AH053C0 52
ZB5AH53C0 52
ZB5AH063 52
ZB5AH63 52
ZB5AH063C0 52
ZB5AH63C0 52
ZB5AH083 52
ZB5AH83 52
ZB5AH083C0 52
ZB5AH83C0 52
ZB5AJ2 55
ZB5AJ2C0 55
ZB5AJ3 55
ZB5AJ3C0 55
ZB5AJ4 55
ZB5AJ4C0 55
ZB5AJ5 55
ZB5AJ5C0 55
ZB5AJ7 55
ZB5AJ7C0 55
ZB5AJ8 55
ZB5AJ8C0 55
ZB5AK1213 59
ZB5AK1213C0 59
ZB5AK1233 59
ZB5AK1233C0 59
ZB5AK1243 59
ZB5AK1243C0 59
ZB5AK1253 59
ZB5AK1253C0 59
ZB5AK1263 59
ZB5AK1263C0 59
ZB5AK1283 59
ZB5AK1283C0 59
ZB5AK1313 59
ZB5AK1313C0 59
ZB5AK1333 59
ZB5AK1333C0 59
ZB5AK1343 59
ZB5AK1343C0 59
ZB5AK1353 59
ZB5AK1353C0 59
ZB5AK1363 59
ZB5AK1363C0 59
ZB5AK1383 59
ZB5AK1383C0 59
ZB5AK1413 59
ZB5AK1413C0 59
ZB5AK1433 59
ZB5AK1433C0 59
ZB5AK1443 59
ZB5AK1443C0 59
ZB5AK1453 59
ZB5AK1453C0 59
ZB5AK1463 59
ZB5AK1463C0 59
ZB5AK1483 59
ZB5AK1483C0 59
ZB5AK1513 59
ZB5AK1513C0 59
ZB5AK1533 59
ZB5AK1533C0 59
ZB5AK1543 59
ZB5AK1543C0 59
ZB5AK1553 59
ZB5AK1553C0 59
ZB5AK1563 59
ZB5AK1563C0 59
ZB5AK1583 59
ZB5AK1583C0 59
ZB5AK1713 59
ZB5AK1713C0 59
ZB5AK1733 59
ZB5AK1733C0 59
ZB5AK1743 59
ZB5AK1743C0 59
ZB5AK1753 59
ZB5AK1753C0 59
ZB5AK1763 59
ZB5AK1763C0 59
ZB5AK1783 59
ZB5AK1783C0 59
ZB5AK1813 59
ZB5AK1813C0 59
ZB5AK1833 59
ZB5AK1833C0 59
ZB5AK1843 59
ZB5AK1843C0 59
ZB5AK1853 59
ZB5AK1853C0 59
ZB5AK1863 59
ZB5AK1863C0 59
ZB5AK1883 59
ZB5AK1883C0 59
ZB5AL1 30
ZB5AL1C0 30
ZB5AL2 30
ZB5AL2C0 30
ZB5AL3 30
ZB5AL3C0 30
ZB5AL4 30
ZB5AL4C0 30
ZB5AL5 30
ZB5AL5C0 30
ZB5AL6 30
ZB5AL6C0 30
ZB5AL232 32
ZB5AL432 32
ZB5AL432C0 32
ZB5AL434 32
ZB5AL7340 37
ZB5AL7341 37
ZB5AP1 31
ZB5AP1S 31, 70
ZB5AP2 31
ZB5AP2S 31, 70
ZB5AP3 31
ZB5AP3S 31, 70
ZB5AP4 31
ZB5AP4S 31, 70
ZB5AP5 31
ZB5AP5S 31, 70
ZB5AP6 31
ZB5AP6S 31, 70
ZB5AP18 31
ZB5AP38 31
ZB5AP48 31
ZB5AP58 31
ZB5AP68 31
ZB5AP183 31
ZB5AP383 31
ZB5AP483 31
ZB5AP583 31
ZB5AP683 31
ZB5AR2 39
ZB5AR3 39
ZB5AR4 39
ZB5AR5 39
ZB5AR6 39
ZB5AS12 40
ZB5AS42 40
ZB5AS52 40
ZB5AS55 40
ZB5AS62 40
ZB5AS72 40
ZB5AS84W00 43
ZB5AS84W2B 43
ZB5AS84W2G 43
ZB5AS84W2M 43
ZB5AS84W3B 43
ZB5AS834 41
ZB5AS842Y 50
ZB5AS844 41
ZB5AS934 41
ZB5AS944 41
ZB5AS944D 41
ZB5AS964 41
ZB5AT2 40
ZB5AT24 40
ZB5AT84 41
ZB5AT844 41
ZB5AT8643M 44
ZB5AT8643M130 44
ZB5AT8643M140 44
ZB5AT8643M230 44
ZB5AT8643M330 44
ZB5AT8643M430 44
ZB5AT8643M630 44
ZB5AV01 62
ZB5AV01S 62
ZB5AV003 61
ZB5AV03 62
ZB5AV3 111
ZB5AV01 62
ZB5AV03S 62
ZB5AV04 62
ZB5AV4 111
ZB5AV04S 62
ZB5AV05 62
ZB5AV5 111
ZB5AV5D1 111
ZB5AV5D3 111
ZB5AV5D4 111
ZB5AV5D5 111
ZB5AV5D6 111
ZB5AV05S 62
ZB5AV06 62
ZB5AV6 111
ZB5AV06S 62
ZB5AV07 62
ZB5AV07S 62
ZB5AV8 111
ZB5AV9 111
ZB5AV013 61
ZB5AV013E 61
ZB5AV013S 61
ZB5AV033 61
ZB5AV033E 61
ZB5AV033S 61
ZB5AV043 61
ZB5AV043E 61
ZB5AV043S 61
ZB5AV053 61
ZB5AV053E 61
ZB5AV053S 61
ZB5AV063 61
ZB5AV063E 61
ZB5AV063S 61
ZB5AV083 61
ZB5AV083E 61
ZB5AV083S 61
ZB5AV156 111
ZB5AVB1 109
ZB5AVBG1 109
ZB5AVG1 109
ZB5AVJ1 109
ZB5AVM1 109
ZB5AW0B11 108
ZB5AW0B12 108
ZB5AW0B13 108
ZB5AW0B15 108
ZB5AW0G11 108
ZB5AW0G12 108
ZB5AW0G13 108
ZB5AW0G15 108
ZB5AW0M11 108
ZB5AW0M12 108
ZB5AW0M13 108
ZB5AW0M15 108
ZB5AW04D15 110
ZB5AW04D35 110
ZB5AW04D45 110
ZB5AW04D55 110
ZB5AW04D65 110
ZB5AW7A9 37
ZB5AW7A1715 37
ZB5AW7A1720 37
ZB5AW7A1721 37
ZB5AW7A1724 37
ZB5AW7A3740 37
ZB5AW7A3741 37
ZB5AW7L3740 37
ZB5AW7L3741 37
ZB5AW11 36
ZB5AW13 36
ZB5AW14 36
ZB5AW15 36
ZB5AW16 36
ZB5AW17 36
ZB5AW31 36
ZB5AW031 110
ZB5AW33 36
ZB5AW34 36
ZB5AW35 36
ZB5AW035 110
ZB5AW36 36
ZB5AW37 36
ZB5AW041 110
ZB5AW045 110
ZB5AW055 110
ZB5AW061 110
ZB5AW062 110
ZB5AW063 110
ZB5AW065 110
ZB5AW113 35
ZB5AW113C0 35
ZB5AW133 35
ZB5AW133C0 35
ZB5AW143 35
ZB5AW143C0 35
ZB5AW153 35
ZB5AW153C0 35
ZB5AW163 35
ZB5AW163C0 35
ZB5AW183 35
ZB5AW183C0 35
ZB5AW313 34
ZB5AW313C0 34
ZB5AW313S 34
ZB5AW313SC0 34
ZB5AW333 34
ZB5AW333C0 34
ZB5AW333S 34
ZB5AW333SC0 34
ZB5AW343 34
ZB5AW343C0 34
ZB5AW343S 34
ZB5AW343SC0 34
ZB5AW353 34
ZB5AW353C0 34
ZB5AW353S 34
ZB5AW353SC0 34
ZB5AW363 34
ZB5AW363C0 34
ZB5AW363S 34
ZB5AW363SC0 34
ZB5AW383 34
ZB5AW383C0 34
ZB5AW383S 34
ZB5AW383SC0 34
ZB5AW513 34
ZB5AW513C0 34
ZB5AW533 34
ZB5AW533C0 34
ZB5AW543 34
ZB5AW543C0 34

Product reference index

ZB5AW553 34
ZB5AW553C0 34
ZB5AW563 34
ZB5AW563C0 34
ZB5AW583 34
ZB5AW583C0 34
ZB5AW713 40
ZB5AW733 40
ZB5AW743 44
ZB5AW753 40
ZB5AW763 40
ZB5AW913 34
ZB5AW933 34
ZB5AW943 34
ZB5AW953 34
ZB5AW963 34
ZB5AW983 34
ZB5AX2 40
ZB5AX84 41
ZB5AZ009 101, 106
ZB5AZ009 104
ZB5AZ021 77
ZB5AZ022 77
ZB5AZ023 77
ZB5AZ024 77
ZB5AZ025 77
ZB5AZ026 77
ZB5AZ31 112
ZB5AZ079 106
ZB5AZ101 101
ZB5AZ102 101
ZB5AZ103 56, 101
ZB5AG3C0 56
ZB5AZ104 101
ZB5AZ105 101
ZB5AZ106 101
ZB5AZ107 101
ZB5AZ141 101
ZB5AZ902 112
ZB5AZ903 112
ZB5AZ905 112
ZB5AZ1013 107
ZB5AZ1015 104
ZB5AZ1023 107
ZB5AZ1025 104
ZB5AZ1033 107
ZB5AZ1035 104
ZB5AZ1043 107
ZB5AZ1045 104
ZB5AZ1053 107
ZB5AZ1055 104
ZB5AZ1715626001 112
ZB5AZ1715626002 112
ZB5AZ1715626003 112
ZB5FA0 79
ZB5FA0C0 79
ZB5FA1 79
ZB5FA1C0 79
ZB5FA2 79
ZB5FA2C0 79
ZB5FA3 79
ZB5FA3C0 79
ZB5FA3M33 79
ZB5FA4 79
ZB5FA4C0 79
ZB5FA5 79
ZB5FA5C0 79
ZB5FA6 79
ZB5FA6C0 79
ZB5FA8 79
ZB5FA8C0 79
ZB5FA9 79
ZB5FA9C0 79
ZB5FA16 79
ZB5FA16C0 79
ZB5FA18 79, 83
ZB5FA18C0 79, 83
ZB5FA26 79
ZB5FA26C0 79
ZB5FA36 79
ZB5FA36C0 79
ZB5FA38 79, 83
ZB5FA38C0 79, 83
ZB5FA46 79
ZB5FA46C0 79
ZB5FA48 79, 83
ZB5FA48C0 79, 83
ZB5FA56 79
ZB5FA56C0 79
ZB5FA58 79, 83
ZB5FA58C0 79, 83
ZB5FA66 79
ZB5FA66C0 79
ZB5FA68 79, 83
ZB5FA68C0 79, 83
ZB5FA131 81
ZB5FA133 81
ZB5FA136 81
ZB5FA141 81
ZB5FA142 81
ZB5FA145 81
ZB5FA232 81
ZB5FA233 81
ZB5FA234 81
ZB5FA235 81
ZB5FA245 81
ZB5FA331 81
ZB5FA331C0 81
ZB5FA333 81
ZB5FA334 81
ZB5FA334C0 81
ZB5FA335 81
ZB5FA335C0 81
ZB5FA336 81
ZB5FA341 81
ZB5FA342 81
ZB5FA343 81
ZB5FA344 81
ZB5FA432 81
ZB5FA432C0 81
ZB5FA433 81
ZB5FA434 81
ZB5FA434C0 81
ZB5FA435 81
ZB5FAZ901 112
ZB5FAZ902 112
ZB5FD2 87
ZB5FD2C0 87
ZB5FD2M178 87
ZB5FD3 87
ZB5FD3C0 87
ZB5FD4 87
ZB5FD4C0 87
ZB5FD5 87
ZB5FD5C0 87
ZB5FD7 87
ZB5FD7C0 87
ZB5FD8 87
ZB5FD8C0 87
ZB5FD29 90
ZB5FD29C0 90
ZB5FD39 90
ZB5FD39C0 90
ZB5FD49 90
ZB5FD49C0 90
ZB5FD59 90
ZB5FD59C0 90
ZB5FD79 90
ZB5FD79C0 90
ZB5FD89 90
ZB5FD89C0 90
ZB5FG0 89
ZB5FG0C0 89
ZB5FG0D 90
ZB5FG1 89
ZB5FG1D 90
ZB5FG02 89
ZB5FG2 89
ZB5FG2C0 89
ZB5FG2D 90
ZB5FG02D 90
ZB5FG3 89
ZB5FG3D 90
ZB5FG03D 90
ZB5FG4 89
ZB5FG4C0 89
ZB5FG4D 90
ZB5FG04D 90
ZB5FG5 89
ZB5FG05 89
ZB5FG05C0 89
ZB5FG5D 90
ZB5FG05D 90
ZB5FG6 89
ZB5FG6C0 89
ZB5FG6D 90
ZB5FG06D 90
ZB5FG7 89
ZB5FG7C0 89
ZB5FG7D 90
ZB5FG07D 90
ZB5FG8 89
ZB5FG08 89
ZB5FG08C0 89
ZB5FG8D 90
ZB5FG08D 90
ZB5FG9 89
ZB5FG09 89
ZB5FG9D 90
ZB5FG09D 90
ZB5FH0 85
ZB5FH0C0 85
ZB5FH01 85
ZB5FH1 85
ZB5FH01C0 85
ZB5FH1C0 85
ZB5FH02 85
ZB5FH2 85
ZB5FH02C0 85
ZB5FH2C0 85
ZB5FH03 85
ZB5FH3 85
ZB5FH03C0 85
ZB5FH3C0 85
ZB5FH04 85
ZB5FH4 85
ZB5FH04C0 85
ZB5FH4C0 85
ZB5FH05 85
ZB5FH5 85
ZB5FH05C0 85
ZB5FH5C0 85
ZB5FH06 85
ZB5FH6 85
ZB5FH06C0 85
ZB5FH6C0 85
ZB5FH013 86
ZB5FH13 86
ZB5FH013C0 86
ZB5FH13C0 86
ZB5FH033 86
ZB5FH33 86
ZB5FH033C0 86
ZB5FH33C0 86
ZB5FH043 86
ZB5FH43 86
ZB5FH043C0 86
ZB5FH43C0 86
ZB5FH053 86
ZB5FH53 86
ZB5FH053C0 86
ZB5FH53C0 86
ZB5FH063 86
ZB5FH63 86
ZB5FH063C0 86
ZB5FH63C0 86
ZB5FH083 86
ZB5FH83 86
ZB5FH083C0 86
ZB5FH83C0 86
ZB5FJ2 88
ZB5FJ2C0 88
ZB5FJ3 88
ZB5FJ3C0 88
ZB5FJ4 88
ZB5FJ4C0 88
ZB5FJ5 88
ZB5FJ5C0 88
ZB5FJ7 88
ZB5FJ7C0 88
ZB5FJ8 88
ZB5FJ8C0 88
ZB5FL1 80
ZB5FL2 80
ZB5FL2C0 80
ZB5FL3 80
ZB5FL3C0 80
ZB5FL4 80
ZB5FL4C0 80
ZB5FL4M34 80
ZB5FL5 80
ZB5FL5C0 80
ZB5FL6 80
ZB5FL6C0 80
ZB5FL232 81
ZB5FL234 81
ZB5FL235 81
ZB5FL432 81
ZB5FL432C0 81
ZB5FL433 81
ZB5FL434 81
ZB5FL435 81
ZB5FSZ3 95
ZB5FV013 93
ZB5FV013C0 93
ZB5FV033 93
ZB5FV033C0 93
ZB5FV043 93
ZB5FV043C0 93
ZB5FV053 93
ZB5FV053C0 93
ZB5FV063 93
ZB5FV063C0 93
ZB5FV083 93
ZB5FV083C0 93
ZB5FW113 84
ZB5FW113C0 84
ZB5FW133 84
ZB5FW133C0 84
ZB5FW143 84
ZB5FW143C0 84
ZB5FW153 84
ZB5FW153C0 84
ZB5FW163 84
ZB5FW163C0 84
ZB5FW183 84
ZB5FW183C0 84
ZB5FW313 83
ZB5FW313C0 83
ZB5FW333 83
ZB5FW333C0 83
ZB5FW343 83
ZB5FW343C0 83
ZB5FW353 83
ZB5FW353C0 83
ZB5FW363 83

Product reference index

ZB5FW363C0 83
ZB5FW383 83
ZB5FW383C0 83
ZB5FW913 83
ZB5FW933 83
ZB5FW943 83
ZB5FW953 83
ZB5FW963 83
ZB5FW983 83
ZB5SKR01 66
ZB5SKT01 66
ZB5SZ3 77
ZB5SZ3C0 77
ZB5SZ5 77
ZBA1 68
ZBA2 68
ZBA3 68
ZBA4 68
ZBA5 68
ZBA6 68
ZBA71 38
ZBA72 38
ZBA73 38
ZBA74 38
ZBA75 38
ZBA76 38
ZBA131 69
ZBA145 69
ZBA232 69
ZBA234 69
ZBA245 69
ZBA331 69
ZBA333 69
ZBA334 69
ZBA335 69
ZBA336 69
ZBA343 69
ZBA344 69
ZBA346 69
ZBA432 69
ZBA434 69
ZBA435 69
ZBA639 69
ZBA708 38
ZBA709 38
ZBA710 38
ZBA2934 69
ZBA2935 69
ZBA7131 38
ZBA7134 38
ZBA7138 38
ZBA7232 38
ZBA7235 38
ZBA7237 38
ZBA7331 38
ZBA7335 38
ZBA7432 38
ZBAF1 68
ZBAF2 68
ZBAF3 68
ZBAF4 68
ZBAF5 68
ZBAF6 68
ZBAF9 68
ZBAF131 94
ZBAF133 94
ZBAF136 94
ZBAF137 94
ZBAF138 94
ZBAF141 94
ZBAF142 94
ZBAF145 94
ZBAF232 94
ZBAF233 94
ZBAF234 94
ZBAF235 94
ZBAF245 94
ZBAF331 94
ZBAF333 94
ZBAF334 94
ZBAF335 94
ZBAF336 94
ZBAF337 94
ZBAF338 94
ZBAF341 94
ZBAF342 94
ZBAF343 94
ZBAF344 94
ZBAF432 94
ZBAF433 94
ZBAF434 94
ZBAF435 94
ZBAF639 94
ZBAF2934 94
ZBAF2935 94
ZBD8D1 113
ZBDA185 113
ZBDD2 113
ZBE000 115
ZBE101 101
ZBE102 101
ZBE201 101
ZBE202 101
ZBE203 101
ZBE204 101
ZBE205 101
ZBE302 101
ZBE501 101
ZBE502 101
ZBE503 101
ZBE504 101
ZBE505 101
ZBE701 106
ZBE702 106
ZBE1013 107
ZBE1015 104
ZBE1016 101
ZBE1016P 101
ZBE1016P3 107
ZBE1023 107
ZBE1025 104
ZBE1026 101
ZBE1026P 101
ZBE1026P3 107
ZBE2033 107
ZBE2053 107
ZBE5023 107
ZBE5043 107
ZBE7016 106
ZBE7026 106
ZBE10163 107
ZBG421E 113
ZBG455 113
ZBG455P 113
ZBG458A 113
ZBG520E 113
ZBG3131A 113
ZBGK 113
ZBGP 113
ZBP0 70
ZBP0A 70
ZBP012 70
ZBP013 70
ZBP014 70
ZBP015 70
ZBP016 70
ZBP017 70
ZBPA 70
ZBSP1 77
ZBSP2 77
ZBSP3 77
ZBV5B 103
ZBV6 111
ZBV011 70
ZBV013 70
ZBV014 70
ZBV015 70
ZBV016 70
ZBV017 70
ZBV18B1 103
ZBV18B3 103
ZBV18B4 103
ZBV18B5 103
ZBV18B6 103
ZBV18G1 103
ZBV18G3 103
ZBV18G4 103
ZBV18G5 103
ZBV18G6 103
ZBV18M1 103
ZBV18M3 103
ZBV18M4 103
ZBV18M5 103
ZBV18M6 103
ZBV0113 70
ZBV0133 70
ZBV0143 70
ZBV0153 70
ZBV0163 70
ZBVB1 102
ZBVB15 105
ZBVB17 106
ZBVB37 106
ZBVB47 106
ZBVB57 106
ZBVB67 106
ZBVBG1 102
ZBVG1 102
ZBVG15 105
ZBVGM1T 102
ZBVJ1 102
ZBVJ15 105
ZBVM1 102
ZBVM15 105
ZBY001 101
ZBY001 107
ZBY2H101 71
ZBY4H101 71
ZBY6H101 74
ZBY6H102 74
ZBY8L140 43
ZBY8L330 43
ZBY9W2B101 42
ZBY9W2B130 42
ZBY9W2B140 42
ZBY9W2B230 42
ZBY9W2B330 42
ZBY9W2B430 42
ZBY9W2B501 42
ZBY9W2B630 42
ZBY9W2G101 42
ZBY9W2G130 42
ZBY9W2G140 42
ZBY9W2G230 42
ZBY9W2G330 42
ZBY9W2G430 42
ZBY9W2G630 42
ZBY9W2M101 42
ZBY9W2M130 42
ZBY9W2M140 42
ZBY9W2M230 42
ZBY9W2M330 42
ZBY9W2M430 42
ZBY9W2M630 42
ZBY9W3B101 42
ZBY9W3B130 42
ZBY9W3B140 42
ZBY9W3B230 42
ZBY9W3B330 42
ZBY9W3B430 42
ZBY9W3B501 42
ZBY9W3B630 42
ZBY9W101 42
ZBY0101 75, 98
ZBY0102 75, 98
ZBY0123 71
ZBY1101 76, 98
ZBY1147 76, 98
ZBY2101 71
ZBY2101C0 71
ZBY2103 71
ZBY02103 75, 98
ZBY2103C0 71
ZBY2104 71
ZBY2104C0 71
ZBY2107 71
ZBY2108 71
ZBY2111 71
ZBY2113 71
ZBY2114 71
ZBY2123 71
ZBY2126 71
ZBY02126 75, 98
ZBY2130 71
ZBY2134 71
ZBY2135 71
ZBY2147 71
ZBY2164 71
ZBY2166 71
ZBY2166C0 71
ZBY2178 71
ZBY02178 75, 98
ZBY2178C0 71
ZBY2179 71
ZBY2185 71
ZBY02185 75, 98
ZBY2186 71
ZBY2186C0 71
ZBY2303 72
ZBY2303C0 72
ZBY2304 71
ZBY02304 75, 98
ZBY2304C0 71
ZBY2305 72
ZBY2306 72
ZBY2311 72
ZBY2312 72
ZBY2313 72
ZBY2314 72
ZBY2322 72
ZBY2323 72
ZBY2326 72
ZBY2330 72
ZBY2334 72
ZBY2364 72
ZBY2366 72
ZBY2367 72
ZBY2367C0 72
ZBY2385 72
ZBY4100 75, 98
ZBY4101 71
ZBY4101C0 71
ZBY5100 74
ZBY5101 74
ZBY5102 74
ZBY6101 74
ZBY6101C0 74
ZBY6102 74
ZBY6102C0 74
ZBY8101 44
ZBY8130 46
ZBY8160 44
ZBY8230 46
ZBY8330 46
ZBY8430 46
ZBY8630 46
ZBY9101 44

Product reference index

ZBY9101M 48
ZBY9120 43, 46
ZBY9121 43, 46
ZBY9130M 48
ZBY9130T 47
ZBY9140M 48
ZBY9140T 47
ZBY9141 45
ZBY9142 45
ZBY9160 44
ZBY9160M 48
ZBY9220 43, 46
ZBY9230M 48
ZBY9230T 47
ZBY9260 44
ZBY9260M 48
ZBY9320 43, 46
ZBY9330M 48
ZBY9330T 47
ZBY9360 44
ZBY9360M 48
ZBY9420 43, 46
ZBY9430M 48
ZBY9460M 48
ZBY9530M 48
ZBY9620 43, 46
ZBY9630M 48
ZBY9730M 48
ZBY9830M 48
ZBYF2101 96
ZBYF2101C0 96
ZBYF2103 96
ZBYF2103C0 96
ZBYF2166 96
ZBYF2166C0 96
ZBYF2178 96
ZBYF2178C0 96
ZBYF2186 96
ZBYF2186C0 96
ZBYF2303 96
ZBYF2303C0 96
ZBYF2304 96
ZBYF2304C0 96
ZBYF2367 96
ZBYF2367C0 96
ZBYF4101 96
ZBYF4101C0 96
ZBYF6101 96
ZBYF6101C0 96
ZBYF6102 96
ZBYF6102C0 96
ZBYFP2101 97
ZBYFP2101C0 97
ZBYFP2103 97
ZBYFP2103C0 97
ZBYFP2104 97
ZBYFP2104C0 97
ZBYFP2166 97
ZBYFP2166C0 97
ZBYFP2178 97
ZBYFP2178C0 97
ZBYFP2186 97
ZBYFP2186C0 97
ZBYFP2303 97
ZBYFP2303C0 97
ZBYFP2304 97
ZBYFP2304C0 97
ZBYFP2367 97
ZBYFP2367C0 97
ZBYFP6101 97
ZBYFP6101C0 97
ZBYLEG101000 114
ZBYLEG101001 114
ZBYLEG201000 114
ZBYLEG201001 114
ZBYLEG301000 114
ZBYLEG301001 114
ZBYLEG302000 114
ZBYLEG302001 114
ZBYLEG303000 114
ZBYLEG303001 114
ZBYLEG304000 114
ZBYLEG304001 114
ZBYLEG401000 114
ZBYLEG401001 114
ZBYLEG402000 114
ZBYLEG402001 114
ZBYLEG501000 114
ZBYLEG501001 114
ZBYLEG502000 114
ZBYLEG502001 114
ZBYLEG503000 114
ZBYLEG503001 114
ZBYLEG504000 114
ZBYLEG504001 114
ZBYM2101 73
ZBYM2103 73
ZBYM2104 73
ZBYM2166 73
ZBYM2178 73
ZBYM2186 73
ZBYM2303 73
ZBYM2304 73
ZBYM2367 73
ZBYM6101 74
ZBYP2101 73
ZBYP2101C0 73
ZBYP2103 73
ZBYP2103C0 73
ZBYP2104 73
ZBYP2104C0 73
ZBYP2166 73
ZBYP2166C0 73
ZBYP2178 73
ZBYP2178C0 73
ZBYP2186 73
ZBYP2186C0 73
ZBYP2303 73
ZBYP2303C0 73
ZBYP2304 73
ZBYP2304C0 73
ZBYP2367 73
ZBYP2367C0 73
ZBYP6101 74
ZBYP6101C0 74
ZBZ001 101, 107
ZBZ003 115
ZBZ006 106
ZBZ007 115
ZBZ010 106
ZBZ012 106
ZBZ28 49, 50
ZBZ32 71
ZBZ32C0 71
ZBZ33 74
ZBZ33C0 74
ZBZ34 71
ZBZ35 74
ZBZ58 49, 50
ZBZ60 49
ZBZ60 51
ZBZ1600 47
ZBZ1602 47
ZBZ1604 47
ZBZ1605 47
ZBZ1606 47
ZBZ1902 51
ZBZ2102 49
ZBZ3605 47
ZBZF32 96
ZBZF33 96
ZBZG156 103
ZBZM156 103
ZD5PA12 67
ZD5PA14 67
ZD5PA22 67
ZD5PA24 67
ZD5PA103 67
ZD5PA203 67

Life Is On | Schneider Electric

Learn more about our products at
www.se.com

The information provided in this documentation contains general descriptions and/or technical characteristics of the performance of the products contained herein. This documentation is not intended as a substitute for and is not to be used for determining suitability or reliability of these products for specific user applications. It is the duty of any such user or integrator to perform the appropriate and complete risk analysis, evaluation and testing of the products with respect to the relevant specific application or use thereof. Neither Schneider Electric nor any of its affiliates or subsidiaries shall be responsible or liable for misuse of the information contained herein.

Design: Schneider Electric
Photos: Schneider Electric

Schneider Electric Industries SAS
Head Office
35, rue Joseph Monier - CS 30323
F-92500 Rueil-Malmaison Cedex
France

DIA5ED2121213EN
September 2022 - V16.1